Save the Rain

www.savetherain.us

Onondaga Lake
Amended Consent Judgment Compliance Program Monthly Report

July 2012

Onondaga County Department of WATER ENVIRONMENT PROTECTION

Joanne M. Mahoney,
County Executive

ONONDAGA COUNTY DEPARTMENT OF WATER ENVIRONMENT PROTECTION

VISION

To be a respected leader in wastewater treatment, storm water management, and the protection of our environment using state-of-the-art, innovative technologies and sound scientific principles as our guide.

MISSION

To protect and improve the water environment of Onondaga County in a cost-effective manner ensuring the health and sustainability of our community and economy.

CORE VALUES

E*xcellence*
T*eamwork*
H*onesty*
I*nnovation*
C*ost-Effectiveness*
S*afety*

Save the Rain

Table of Contents

Report from Commissioner

Gray Projects Update

- **Progress of Projects Under Construction**
- **Fact Sheets**

Green Projects Update

- **Projects Summary**
- **Fact Sheets**

Green Improvement Fund Update

- **Green Improvement Fund Program Summary**
- **Fact Sheets**

Metro WWTP Phosphorus Projects/TMDL/Ambient Monitoring Program Update

- **Metro Phosphorus Optimization Project**
- **Metro Phosphorus Work Plan Project**
- **Onondaga Lake Water Quality Model**
- **Ambient Monitoring Program**
  - **Water Quality Sampling**
    - **Tributary Sampling**
    - **Tributary Bacteria Compliance Assessment**
    - **Onondaga Lake Sampling**
- **Biological Monitoring Program Sampling Summary (July 2012)**

Legislative/Regulatory/Media Update

- **Action Items for County Legislature in the Month of July**
- **Action Items for the Environmental Protection Committee in the Month of August**
- **Media Articles**

Financial Update

- **Contracts**
  - **New Contracts**
  - **Amendments to Existing Contracts**
  - **Change Orders**

- **Funding**
  - **State Bond Act Funds**
  - **Federal EPA Funds**

Federal Army Corps of Engineers Funds
EFC Loans

- **Onondaga County Lake Improvement Project**
  Fourth Stipulation of the ACJ
    Clinton/Lower MIS CSO Improvement
    Harbor Brook Drainage Basin CSO Abatement
    Midland CSO Abatement
    Sewer Separation of CSO Areas:
      022/038/040/045/046A/046B/047/048/050/051/053/054
    Save the Rain Education and Outreach Grant

Appendix

- **Financial Tracking Summary**
- **Federal and State Grants/Loans Approved and Received**
- **Lake Improvement Project Status Report for the Period Ending 7/31/2012**
- **Project Payments**
- **Chronology of Project Construction Starts**
- **Contractors for Construction Projects**
  - **Metro Treatment Plant**
  - **CSOs**
- **WEP Acronyms**

Project Progress for the Month of July

Report from Commissioner

In general, these monthly reports provide interested stakeholders with information concerning the status of Amended Consent Judgment work from the prior month. I offer a short break from that pattern to invite all to attend the Save the Rain Clean Water Fair on Saturday, September 22, 2012. The clean water fair is a great opportunity for all to visit the Metropolitan Wastewater Treatment Plant, take a bus tour of the local green infrastructure projects, and visit with local science and technology firms that are part of the Honeywell dredging project and the County's own green and gray combined sewer overflow abatement project. The event is shaping up nicely for 2012 and building on the success of previous open house events. We are sure that this will be an educational and enjoyable event for young and old alike. We hope to see you on September 22nd at the Save the Rain Clean Water Fair from 9 a.m. – 2 p.m.; a great public education opportunity.

Back to July 2012 progress with some items of note:

- The Harbor Brook Treatment Wetland pilot recently received bids, and a contract should be awarded shortly. This will be the first use of modern green technology in the treatment of combined sewer overflows permitted by New York State. The Save the Rain Program is partnering with SUNY ESF to monitor the establishment and treatment characteristics of the three different types of wetlands to be deployed.

- The two large gray Save the Rain projects currently under construction are each progressing favorably. The Lower Harbor Brook Storage Project remains on track with its demanding schedule. In addition to the standard construction progress notes on the Clinton (aka Trolley Lot) project, I also attach behind this report some additional photographs of this massive project as the construction progressed in July.

In summary, July was an extremely busy month, and the County efforts on ACJ compliance were in full swing. The consulting engineers, contractors, and department employees on the Save the Rain team are rising to the challenges of the consent judgment with good, safe work progress.

Respectfully Submitted,

Tom Rhoads P.E.,
Commissioner

Clinton CSO Storage Facility Project – July 2012

"Bath Tub" Excavation at Midway Point



Invert Slab at W. Chamber Intersection



Rebar at Tunnel Transition

Micro-tunnel Bore at West Chamber

Clinton CSO Storage Facility Project – July 2012

7/9 West to East View of Tunnel

7/31 West to East View of Tunnel

Entrance / Exit in West Chamber



84" Conveyance & W. Chamber Transition

GRAY PROJECTS UPDATE

Gray Projects Update

Progress of Projects Under Construction

Clinton CSO Storage Facility Project (Construction Phase)

In July the contractor continued construction activities associated with the storage facility that will collect 6 million gallons of combined sewage from 8 downtown Syracuse CSOs during wet weather events. The contractor continued the installation of the 84" conveyance, continued the excavation of the tunnel/box culvert from Station 0+00 to 6+50, completed the jet grouting from Station 6+01 to 8+15, and completed the installation of the micro-tunneling jacking pit in the West Chamber.

CSO 022/045 Sewer Separation Project (Construction Phase)

The final inspection of CSO area 045 was conducted in July, and a punch list was created. In CSO Area 022, all mainline sewer work for the project was completed with the installation of the sanitary and storm sewers in West Willow and North Franklin. Final sidewalk and pavement restoration will begin in August. The plumbing contractor, Joy Process Mechanical (JPM), continued their interior and exterior plumbing modifications completing internal and external piping for 7 properties. Once complete, the discharge of combined sewage from CSOs 022 and 045 will be eliminated and all sanitary sewage will be transmitted to Metro via the Main Interceptor Sewer (MIS).

CSO 044 Abatement Project (Construction Phase)

Construction continued on the 96" CSO conveyance pipeline that will connect CSO 044 in South Avenue to the Midland RTF. In July the contractor completed the fiber optic cable for the flushing gate controls, continued site restoration including the fencing along Onondaga Creek, conducted final inspection of structures and 96-inch diameter pipeline, and installed new sidewalks on West Castle between Midland and South avenues. In addition, the plans for the green infrastructure were completed and transmitted to the Contractor for installation.

Harbor Brook Interceptor Sewer (HBIS) Replacement and CSO Abatement Project (Construction Phase)

In July the contractor continued work on the Delaware/Grand Rain Garden and Bio-retention Area, and this segment of the project is approximately 75 percent complete. To date the project has installed 7,503 linear feet (LF) of new 18" to 36" interceptor sewer between Velasko Road and West Fayette Street on the west side of Syracuse. In addition, 5,222 LF of new local sewers were installed, ranging in size from 8" to 42" in diameter. The sewer installation is 100 percent completed, and the project overall is approximately 99 percent complete. The project is anticipated to be completed in August of 2012.

Lower Harbor Brook CSO Conveyance Project (Construction Phase)

In July the contractor continued work on the conveyance sewers from CSO 003 and 004 that will transmit combined sewage during wet weather events to the new storage tank. The excavation and installation of the pipe and manhole foundation was completed from station 4+71 to 5+56, the Harbor Brook bypass system was installed and implemented, installation of the 60-inch diameter pipe under Harbor Brook began, and the contractor started the excavation for pipe installation from station 5+56 to 6+25.

Lower Harbor Brook CSO Storage Facility Project (Construction Phase)

In July the contractor excavated for the valve vault, meter vault, and grit chamber and installed MH-A and MH-HBIS and the 24-inch gravity line between them that transmits flow from the storage tank to the HBIS for treatment at Metro. In addition, the sluice gates in the junction chamber were installed, and the 60-inch conveyance pipeline to CSO 003 was backfilled. Excavation for the 54-inch pipeline to CSO 004 began this month as well. The storage facility will store combined sewage from the three CSOs (003, 004 & 063) during storm events.

Project:	Clinton CSO Storage
Project Owner:	Onondaga County
Project Location:	Trolley Lot, Syracuse
Sewershed:	Clinton/Lower MIS
Technology:	Storage Facility
Capacity:	6,000,000 gallons
CSO Capture:	114,000,000 gal/yr
# CSOs Abated:	8
Completion Date:	12/ 31/13
Contract amount:	$70,640,000
Bid Date:	7/14/11
Prime Contractor:	Jett Industries

FACT SHEET
Clinton CSO Storage Facility

Project Description: The Clinton CSO Storage Facility Project is a 6 million gallon combined sewer overflow storage facility that will be constructed in the parking area between the elevated rail tracks and Onondaga Creek just south of the Armory Square area of downtown Syracuse (formerly known as the Trolley Lot). During wet weather events the facility's three, parallel 18-foot diameter underground storage tunnels will capture flow from 8 combined sewer overflows (CSOs) in the vicinity of the former Trolley Lot. The wastewater will be stored in the tunnels until it can be conveyed via the main interceptor sewer to the Syracuse Metropolitan Sewage Treatment Plant (Metro) for treatment. The off-site conveyance piping, which will transmit the flow to the facility, was installed under the Clinton CSO Phase 1 and 2A conveyance projects completed in 2009. There will be additional on-site conveyance piping installed under this project to connect the existing sewers to the new facility. In addition to the tunnels, there will be two above ground structures located at either end (east and west) of the parking lot which will provide access to the tunnels and house the pumping, grit collection, and odor control facilities.

Green Components: To further enhance the sustainability of the facility, the project includes green infrastructure components. The stormwater runoff from the entire site--that measures approximately 275,000 square feet or 6.3 acres--will be managed by green infrastructure. Stormwater from the area surrounding the main structure on the western half of the site will be collected by a series of catch basins and stormwater piping that will outfall into two bioretention basins. The bioretention basins will allow the stormwater to infiltrate into the ground rather than immediately run off to the creek. In addition, stormwater runoff from the eastern half of the project site (to be restored as a parking area) will be directed to a subsurface collection facility and used to flush the storage tunnels to clear them of grit and debris that may have settled or been left behind after the stored combined sewage was transmitted to Metro. In addition, a green roof will be installed on the west building.

Construction Update: In July the contractor continued construction activities associated with the storage facility including the installation of the 84" conveyance and the excavation of the tunnel/box culvert from Station 0+00 to 6+50. The contractor completed the jet grouting from Station 6+01 to 8+15 and completed the installation of the micro-tunneling jacking pit in the West Chamber.

Clinton CSO Storage Facility – Construction July 31, 2012

Aerial View of the Project

Underground Storage Tank Concrete Base Under Construction (5 Stories Below Surface)

Save
The Rain
Clean
The Lake
Joanne M. Mahoney
County Executive

Project:	CSO 022/045 Sewer Separation
Project Owner:	Onondaga County
Project Location:	Syracuse
Sewershed:	Clinton/Lower MIS & Midland
Technology:	Sewer Separation
CSO Capture:	1,000,000 gal/yr
# CSOs Abated:	2
Completion Date:	12/31/12
Project Cost:	General - $4,581,888 Plumbing - $1,031,235
Bid Date:	November 29, 2011
Prime Contractor:	General – J. J. Lane Plumbing – Joy Process Mechanical

FACT SHEET
CSO Area 022 and 045 Sewer Separation Project

Project Description: In 2000, the separations of 13 separate CSO basins were designed to the 95 percent stage. The CSO areas represented basins whose full separation would be cost effective compared to other CSO abatement technologies. The remaining basins where the full separation has not been constructed were CSO areas 022 and 045. CSO area 022 is located in downtown Syracuse and the tributary sewers are located in North Franklin, West Genesee, and Willow streets. The proposed work to be performed includes 2,000 linear feet (LF) of new sanitary sewer; 800 LF of sewer lining; and twenty (20) internal building separations. CSO Area 045 is located south of downtown Syracuse with the outfall at the intersection of West Castle Street, Hudson Street, and Onondaga Creek. The combined sewage tributary to this outfall is conveyed by combined sewers located in Crescent and Hudson streets. The proposed work to be performed includes: 700 LF of new storm sewer in Hudson and Crescent streets, 1200 LF of sewer lining to convert the existing combined sewers in Crescent and Hudson streets to sanitary sewers, rehabilitation of the existing sanitary sewer in Rich Street between Hudson and Onondaga Creek, and one (1) private property separation.

Green Components: The County has successfully applied its "Greening the Gray" mission to the project through the implementation of green infrastructure as it related to the reconstruction of Pocket Park on the corner of West Genesee and North Clinton streets. The park had fallen into disrepair due to settlement issues and will be rehabilitated with green components under the CSO 022 project.

Project Update: The final inspection of CSO area 045 was conducted in July and a punch list was created. In CSO Area 022, all mainline sewer work for the project was completed with the installation of the sanitary and storm sewers in West Willow and North Franklin. Final sidewalk and pavement restoration will begin in August. The plumbing contractor, Joy Process Mechanical (JPM), continued their interior and exterior plumbing modifications completing internal and external piping for 7 properties. Once complete, the discharge of combined sewage from CSOs 022 and 045 will be eliminated, and all sanitary sewage will be transmitted to Metro via the Main Interceptor Sewer (MIS).

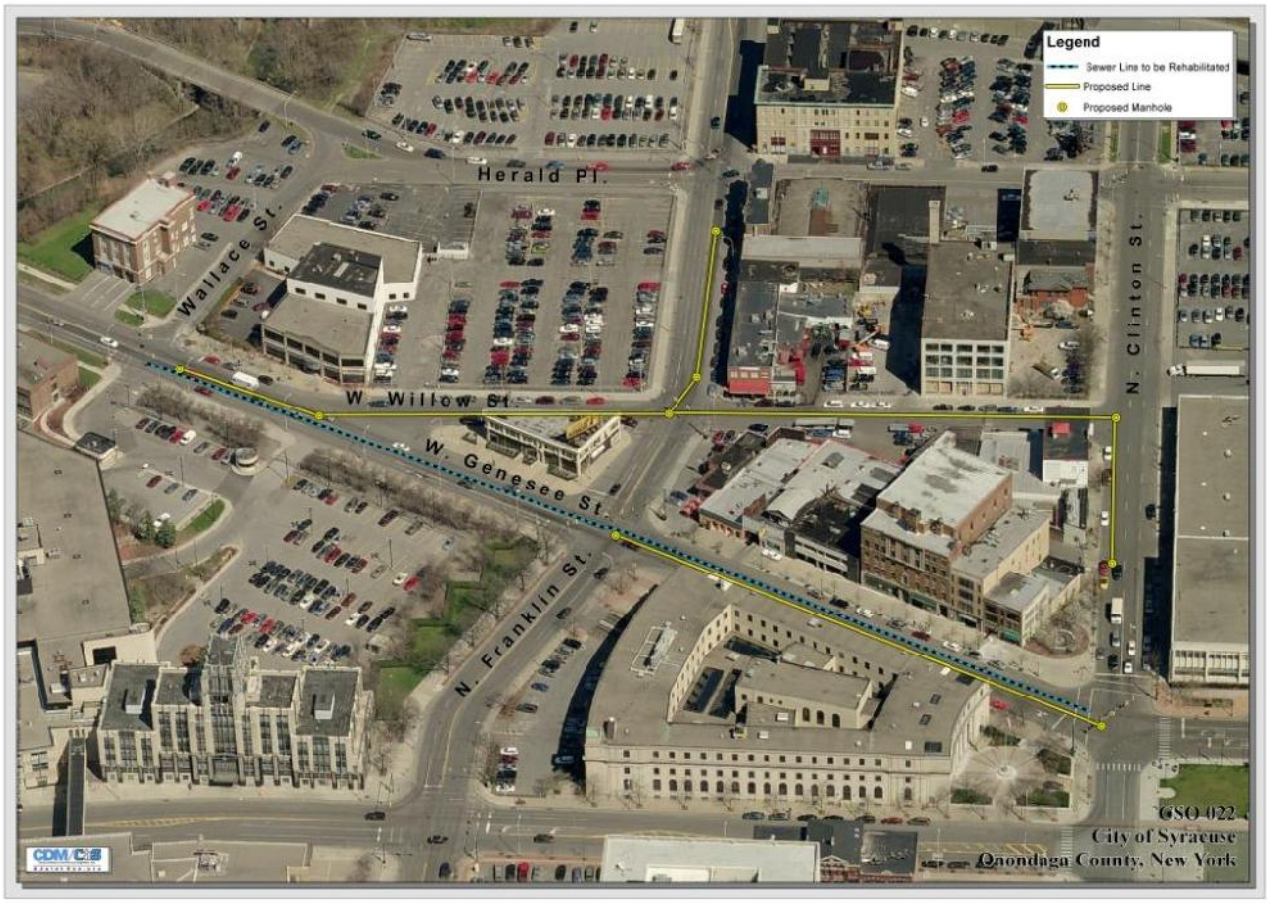

CSO 045 Project Area

Save
The Rain
Clean
The Lake

Joanne M. Mahoney
County Executive

Project:	CSO 044 Conveyances
Project Owner:	Onondaga County
Project Location:	Syracuse
Sewershed:	Midland
Technology:	Storage & RTF
CSO Capture:	6,000,000 gal/yr
# CSOs Abated:	1
Completion Date:	Partial - 12/31/11
Contract amount:	$7,978,282
Bid Date:	9/21/10
Prime Contractor:	J.J. Lane Construction

FACT SHEET
CSO 044 Conveyances Project

Project Description The CSO 044 Conveyances Project provides for the transmission of wet weather flow from CSO 044, which discharges to Onondaga Creek at South Avenue and West Castle Street, to the Midland Regional Treatment Facility (RTF) on the south side of Syracuse. Conveyance of the combined sewer flow to the Midland RTF will be via approximately 500 linear feet of 96-inch diameter pipeline between the terminus of the 144-inch pipeline installed under the Midland Phase Two RTF and Conveyances Project to CSO 044.

CSO 044 Conveyances Construction
January 11, 2012

Green Components: In addition to the pipeline, the project will include the construction of a new regulator structure in South Avenue and two conveyance flushing chambers. The "Greening the Gray" components incorporated include the utilization of captured stormwater for the flushing chambers, the installation of rain gardens for stormwater infiltration, and an educational interpretive walkway.

Project Update: In July the contractor completed the fiber optic cable for the flushing gate controls, continued site restoration including the fencing along Onondaga Creek, conducted final inspection of structures and 96-inch diameter pipeline, and installed new sidewalks on West Castle between Midland and South Avenues. In addition, the plans for the Green Infrastructure were completed and transmitted to the Contractor for installation.

Save The Rain Clean The Lake
Joanne M. Mahoney
County Executive

Project:	HBIS Replacement & CSO Abatement
Project Owner:	Onondaga County
Project Location:	Harbor Brook Corridor Fayette St. to Velasko Rd.
Sewershed:	Harbor Brook
Technology:	Interceptor Replacement
CSO Capture:	36,000,000 gal/yr
CSOs Addressed:	9
Completion date:	8/31/2012
Contract amount:	$21,536,849
Bid Date:	11/2/09
Prime Contractor:	J.J. Lane Construction

FACT SHEET
Harbor Brook Interceptor Sewer (HBIS) Replacement and CSO Abatement Project

Project Description: The HBIS Replacement Project provides for a much needed upgrade to the existing Harbor Brook Interceptor between West Fayette Street and Velasko Road on the west side of Syracuse. This length of the interceptor sewer conveys dry weather flow and a portion of the combined flow from CSOs 009, 010, 011, 013, 014, 015, 016, 017, and 018 for conveyance to Metro for treatment. The existing interceptor is a U-shaped cast-in-place concrete pipe constructed in the 1920s and has fallen into disrepair. Due to the shape and age of the HBIS, flow restrictions have developed which have decreased capacity and increased infiltration in some areas. The project includes the installation of 7,600 linear feet (LF) of new HBIS ranging in size from 18- to 36-inches in diameter, 1,500 LF of new local sewers, rehabilitation of 860 LF of 30-inch brick sewer, installation of 4 new regulator manholes, and rehabilitation or replacement of 2500 LF of Harbor Brook Culvert. In addition, during construction the available funding allowed CSO areas 013 and 016 to be completely separated which will increase CSO capture and eliminate two CSO discharge points. As a result, the capture projection for this project is anticipated to be 0.9 percent or 36 million gallons.

Green Components: The County has successfully applied its "Greening the Gray" mission to the HBIS Replacement Project. The GI components incorporated into this gray construction project include the installation of approximately 40 enhanced tree basins with infiltration zones and the construction of a bioretention area that will manage stormwater runoff from an area of approximately 3.2 acres. The enhanced tree basins will be located on Hartson, Herriman, and Hoeffler streets in the Skunk City area of Syracuse. The bioretention area will be located at the corner of Grand Avenue and Delaware Street and will contain a series of rain gardens and bioretention swales which will collect off-site runoff from impervious areas and manage the on-site stormwater as well. The site will have a "park-like" setting with an educational theme.

Construction Update: In July the contractor continued work on the Delaware/Grand Rain Garden and Bio-retention Area and this segment of the project is approximately 75 percent complete. To date the project has installed 7,503 LF of new 18" to 36" interceptor sewer between Velasko Road and West Fayette Street on the west side of Syracuse. In addition, 5,222 LF of new local sewers were installed, ranging in size from 8" to 42" in diameter. The sewer installation is 100 percent complete and the project overall is approximately 99 percent complete. The project is anticipated to be fully complete in August of 2012.

New HBIS Alignment Through Skunk City (in yellow)

Save
The Rain
Clean
The Lake
Joanne M. Mahoney
County Executive

FACT SHEET
Lower Harbor Brook CSO Storage and Conveyances Project

Project:	LHB CSO Conveyances & Storage
Project Owner:	Onondaga County
Project Location:	State Fair Blvd., Syracuse
Sewershed:	Harbor Brook
Technology:	Underground Tank
Capacity:	4,900,000 gallons
CSO Capture:	55,000,000 gal/yr
# CSOs Abated:	3
Completion Date:	12/31/13
Contract Amount:	Conveyances – $4,147,888 Storage – $25,039,101
Bid Date:	Conveyances – 8/30/11 Storage – 10/18/11
Prime Contractor:	Conveyances – J.J. Lane Storage – C.O. Falter

Project Description: The Lower Harbor Brook CSO Conveyances and Storage Facility Project is a 4.9 million gallon combined sewer overflow storage facility that will be located on County owned property on State Fair Boulevard between Hiawatha Blvd. and West Genesee Street in the City of Syracuse. The facility will capture and store the overflows from CSOs 003, 004 and 063 for up to the 1-year, 2-hour design storm event. After the storm event subsides, the contents of the storage tank will be pumped to the existing Harbor Brook Interceptor Sewer for conveyance to the Metropolitan Treatment Plant (Metro) for full treatment. The project also includes construction of CSO conveyance pipelines on State Fair Blvd., Hiawatha Blvd., and Erie Blvd. to convey combined sewage from the overflow regulators to the storage tanks during rainfall and snowmelt events. Floatables and grit removal will be included in this facility. Odor control provisions will be incorporated into the facility design and the tank will be completely enclosed.

Green Components: To further enhance the sustainability of the facility, the project includes green infrastructure components. The stormwater runoff from the rooftops of the storage tank and controls building will be stored within the CSO storage tank and used for a second and third cleaning flush of the tank. This water will ultimately be treated at Metro eliminating the need for this stormwater to be treated on-site. The stormwater storage is designed to capture the 100-year storm (5.2 inches) from the tank and the control building rooftop.

Project Update: *Conveyances* - In July, the contractor continued work on the conveyance sewers from CSO 003and 004 that will transmit combined sewage during wet weather events to the new storage tank. The excavation and installation of the pipe and manhole foundation was completed from station 4+71 to 5+56, the Harbor Brook bypass system was installed and implemented, installation of the 60-inch diameter pipe under Harbor Brook began and the contractor as started the excavation for pipe installation from station 5+56 to 6+25.

Storage - In July, the contractor excavated for the valve vault, meter vault and grit chamber; and installed MH-A and MH-HBIS and the 24-inch gravity line between them that transmits flow from the storage tank to the HBIS for treatment at Metro. In addition the sluice gates in the junction chamber were installed and the 60-inch conveyance pipeline to CSO 003 was backfilled. Excavation for the 54-inch pipeline to CSO 004 began this month as well.

Lower Harbor Brook CSO Storage Facility - Construction Progress Photos

Lower Harbor Brook CSO Storage Facility – View from State Fair Blvd

Lower Harbor Brook CSO Storage Facility – View from the Northeast

Lower Harbor Brook CSO Storage and Conveyances Project Area

GREEN PROJECTS UPDATE

Green Projects Update

July has been an active month for Save the Rain green infrastructure projects. Several projects have been completed with additional projects under construction.

Progress continues on the City/County public library projects. Renovations at Petit Library are complete. Construction is near completion at Hazard Library while work continues at the White, Beauchamp, and Mundy branches. The entire library schedule is on track for completion in September 2012.

Renovations at the Sunnycrest Park Golf Course have been completed with the construction of a green parking lot at the park. The project included pavement removal and stormwater capture into two separate bio-retention systems.

This month also featured completion of another green street. The Sumner Avenue project included construction of underground infiltration systems to capture stormwater from the roadway. This project is similar to the green street project completed in 2011 at Concord Place.

The first project in the vacant lot program (701 Oswego Street), has been completed with the construction of two infiltration trenches and an urban garden. The project included apple and peach trees and berry bushes. Additional vacant lots have been identified for renovations, and work will soon begin on the next project located at 1344 West Onondaga Street.

The Wilbur Avenue Zoo Entrance project is now complete. The project included three separate rain garden systems in the park and was the second phase of renovations in conjunction with the Avery Avenue Pass Arboretum project.

Status Summary - 2011 Projects

Completed	46
Under Construction	14
Total Projects for 2011	**60**

Status Summary - 2012 Projects

Projects Completed	5
Projects Under Construction	13
Projects in Contracting Phase	6
Projects in Bid Phase	2
Projects in Final Design	5
Projects in 90% Design Phase	2
Projects in 50% Design Phase	11
Other Projects	4
GIF Projects (Contracting Phase or above)	33
Total Projects (as of 7/31/12)	**81**

FACT SHEET
Connective Corridor Phase 1, Contract 1

Project:	Connective Corridor P1, C1
Project Owner:	City of Syracuse
Project Location:	University Avenue
Sewer shed:	Clinton/Lower MIS
GI Technology:	Green Street
Capture Area:	326,000 sq. ft.
Run-off Reduction:	5,200,000 gal/yr
Year Contracted:	2011
Year Completed:	2012
Construction Cost:	$948,717
Prime Contractor:	Barrett Paving Materials, Inc.

Project Description: The Connective Corridor project is a major infrastructure plan that creates a strong visual and physical link along the major streetscape connections between Syracuse University and the downtown business districts. The project built upon needed public works improvements. Green infrastructure such as tree trenches and porous pavement were incorporated into traffic-calming streetscape designs that feature bicycle lanes and landscape buffers between vehicular and pedestrian zones. The project required close collaboration and cooperation among the City, Syracuse University, and the County.

This first phase of the Connective Corridor project involved the design and construction of a "green street" on the section of University Avenue between East Genesee and Waverly Streets, in the heart of the Syracuse University area. The project is one of the most significant collaborations between the City, County and Syracuse University and will addresses a considerable amount of storm water runoff. In addition to large-scale capture, the project provides a showcase for the implementation of green infrastructure in urban settings in a highly-travelled corridor of the City.

Before Construction ←

Silva Cell Installation →

University Ave after Project Completion ←

Save the Rain

DESIGN CONCEPT A

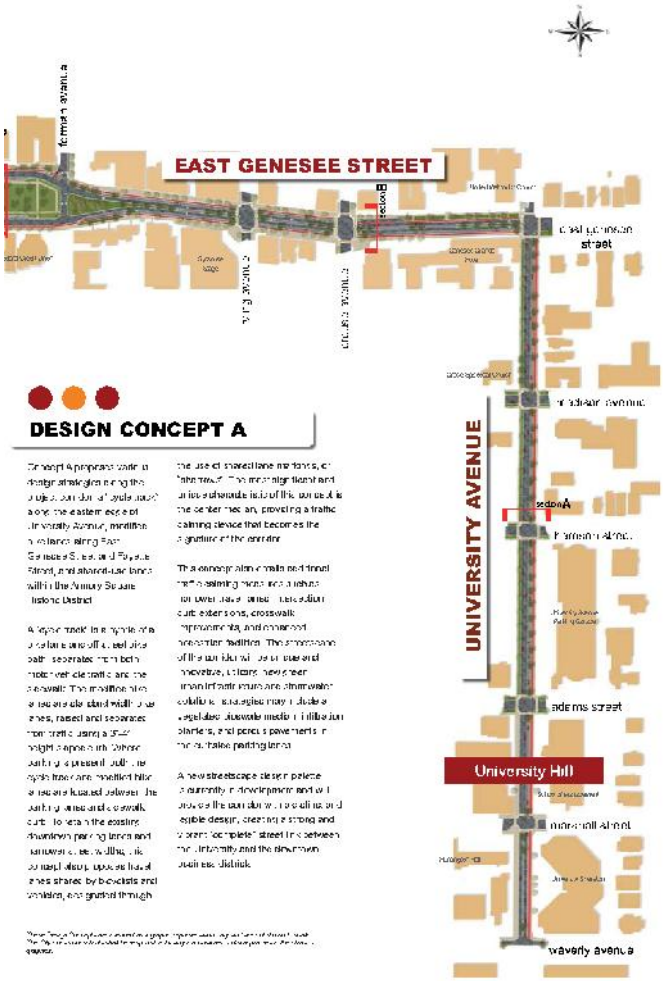

DESIGN CONCEPT A

Concept A proposes various design strategies along the project corridor. Along the eastern edge of University Avenue, modified parallel lanes along East Genesee Street and Fayette Street, and shared-use lanes within the Armory Square Historic District.

A key concept is a cycle of a bike lane and off-street bike path separated from both motor vehicle traffic and the sidewalk. The modified bike lanes are standard width bike lanes, raised and separated from traffic using a 3"-4" height separation. Where parking is present, both the cycle track and modified bike lanes are located between the parking lanes and sidewalk curb. To retain the existing downtown parking lanes and narrower street widths, the concept also proposes travel lanes shared by bicyclists and vehicles, designated through the use of shared lane markings, or "sharrows". The most significant and unique characteristic of this concept is the center median, providing a traffic calming device that becomes the signature of the corridor.

This concept also creates additional traffic calming measures such as narrower travel lanes, intersection curb extensions, crosswalk improvements, and enhanced pedestrian facilities. The streetscape of the corridor will use unique and innovative, cutting-new green-urban infrastructure and stormwater collection strategies may include a vegetated bioswale median infiltration planters, and porous pavements in the curbside parking lanes.

A new streetscape design palette is currently in development and will provide the corridor with a cohesive and legible design, creating a strong and vibrant "complete" street link between the University and the downtown business district.

SECTION A

UNIVERSITY AVENUE – looking south towards Hamilton Street

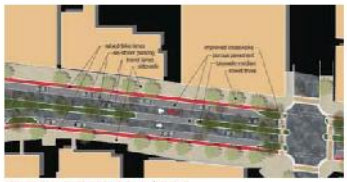

DETAILED PLAN VIEW

THE CONNECTIVE CORRIDOR

Version 7/30/2012

Save the Rain

Save
The Rain
Clean
The Lake
Joanne M. Mahoney
County Executive

FACT SHEET
Leavenworth/Barker Parks

Project:	Leavenworth/Barker Parks
Project Owner:	City of Syracuse Parks Dept.
Project Location:	301 Park Ave and Matty Ave
Sewershed:	Clinton
GI Technology:	Bioswale, Bioretention, Porous Pavement
Capture Area:	24,000 sq. ft.
Run-off Reduction:	1,574,000 gal/yr
Year Contracted:	2012
Construction Cost:	$574,500
Bid Date:	6/27/12
Prime Contractor:	John R. Dudley Construction

Project Description: The Leavenworth/Barker Parks Project involves capturing stormwater runoff from numerous adjacent streets and allowing it to infiltrate through several different green infrastructure features. Stormwater will be captured from Matty Avenue, Park Avenue, Barker Avenue, Wilkinson Street, and Tracy Street as part of this project. Around the perimeter of Leavenworth Park, vegetated swales atop stone infiltration beds capture roadway runoff and allow it to infiltrate directly into the groundwater below. These swales will be planted with two groundcover species and a native wetland grass species that can tolerate both wet and dry soils.

At the adjacent Barker Park, a rain garden was installed between Tracy and Wilkinson streets. The rain garden included plantings with a mixture of native shrubs, flowering perennials, and grass species that will foster evapotranspiration and infiltration, preventing runoff from entering the combined sewer system.

The final feature of Barker Park is a new basketball court that will be made of porous asphalt, allowing stormwater to infiltrate directly through the asphalt surface and thus making the court playable even after a rain storm. This basketball court will be done in conjunction with Courts4Kids, an initiative of the Jim and Juli Boeheim Foundation and the Carmelo K. Anthony Foundation.

The green infrastructure at Leavenworth Barker Park is designed to capture up to 1" of rainfall at a given time, reducing annual stormwater runoff by approximately 1,574,000 gallons.

Conceptual Rendering of the Leavenworth and Barker Parks Project

Conceptual Rendering of Bioswale Along the Outer Edges of Leavenworth Park (Credit: Viridian Landscape Studio)

Version 7/27/12

Save the Rain

Save
The Rain
Clean
The Lake
Joanne M. Mahoney
County Executive

FACT SHEET
Onondaga County Public Libraries: Petit Library

Project:	Petit Library
Project Owner:	OCPL
Project Location:	105 Victoria Place
Sewershed:	Clinton/Lower MIS
GI Technology:	Porous Concrete, Roof Leader Disconnection
Capture Area:	14,000 sq. ft.
Run-off Reduction:	254,000 gal/yr
Year Completed:	2012
Construction Cost:	$129,147
Prime Contractor:	Davis Wallbridge

Project Description:

The Petit Library project is part of the Onondaga County Public Libraries (OCPL) "Green Library Initiative," a partnership between the Save the Rain program and OCPL to capture stormwater while providing aesthetic benefits to the libraries.

The Petit Library project consists of two porous concrete areas within the existing parking lots. Beneath the porous concrete areas are large stone infiltration basins designed to capture runoff from the parking lots and roof of the Libary. The two infiltration basins are also connected to the combined sewer along Victoria Place, so that in the event of a large storm event, stormwater that exceeds the capacity of the infiltration basin systems will be allowed to overflow into the combined system.

Construction of Infiltration Bed Beneath Porous Concrete

Porous Concrete Area Behind Petit Library

Construction of Infiltration Bed

Conceptual Rendering of Petit Library Project

Save the Rain

Save The Rain Clean The Lake

Joanne M. Mahoney
County Executive

FACT SHEET
Salina Street Post Office Green Roof

Project:	Salina Street Post Office Roof
Project Owner:	US Postal Service
Project Location:	2200 South Salina Street
Sewer shed:	Midland
GI Technology:	Green Roof
Capture Area:	13,000 sq. ft.
Run-off Reduction:	229,000 gal/yr
Year Contracted:	2012
Construction Cost:	$260,000 *(Engineer's Estimate)*
Bid Date:	08/21/12
Prime Contractor:	TBD

Project Description: The Green Roof at the Salina Street Post Office highlights the growing partnership of the Save the Rain program with other municipal and federal entities in Onondaga County. This project is the first Save the Rain project on USPS property to date.

The stormwater retrofit project will install a green roof system on the entirety of the Post Office roof. The green roof features plantings in a lightweight growing medium on top of a waterproof membrane designed to capture stormwater, irrigate the plantings, and allow excess storm water to evapotranspirate. The existing roof system will be removed prior to the installation of the new membrane and plantings of the sedum turf. In total, this project captures approximately 229,000 gallons of stormwater annually.

Conceptual Rendering of the Green Roof at the Salina Street Post Office Project



Aerial Photograph of Salina St. Post Office Roof Prior to Green Roof Installation

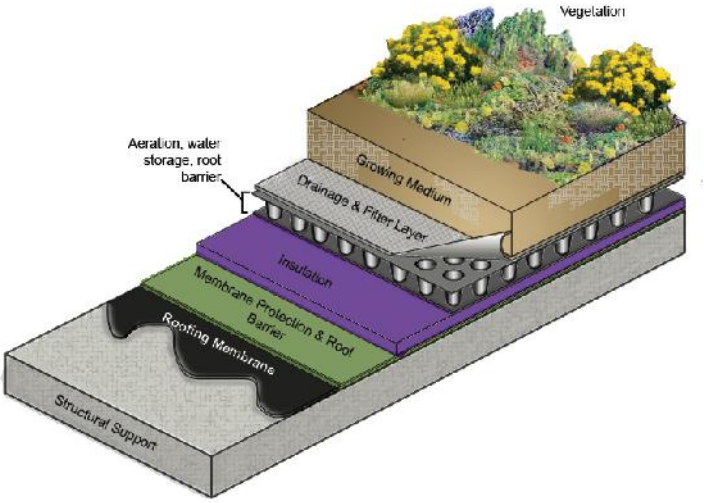

Diagram of Green Roof Installation

Save The Rain Clean The Lake

Joanne M. Mahoney
County Executive

FACT SHEET
Syracuse City School District Central Offices Parking Lot

Project:	SCSD Central Offices Parking Lot
Project Owner:	SCSD
Project Location:	725 Harrison St.
Sewershed:	Clinton
GI Technology:	Porous pavement, Infiltration Beds
Capture Area:	125,000 sq. ft.
Run-off Reduction:	2,036,000 gal/yr
Year Contracted:	2011
Year Completed:	2012
Construction Cost:	$422,796
Prime Contractor:	Orchard Earth and Pipe

Project Description: This project involved the construction of two infiltration trenches under standard asphalt and two infiltration beds beneath porous asphalt in the parking lot of the Syracuse City School District (SCSD) Central Offices on Harrison Street. These green infrastructure installations are expected to capture over two million gallons of stormwater per year.

A unique facet of this particular project was that designing the infiltration bed along Harrison Street to be 12 feet deep allowed the interception of a 24" storm line. This storm line originates from the adjacent Hutchings Psychiatric Center and allows for the capture of runoff from both the Central Offices Parking Lot and from the roof of all of the Hutchings' buildings and Hutchings' parking lot – making this one of the most cost efficient Save the Rain projects thus far.

Construction of Infiltration Bed

Aerial View of SCSD Central Offices Parking Lot Prior to Construction

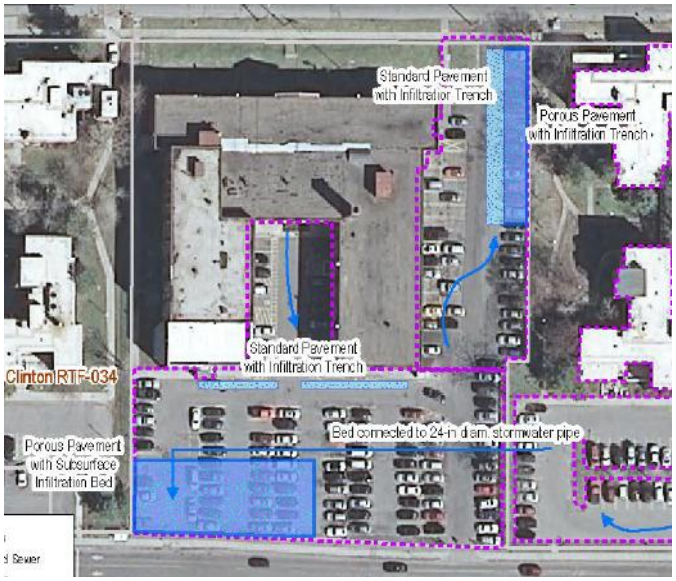

Conceptual Rendering of SCSD Central Offices Parking Lot Project

Version 7/26/2012

Save the Rain

Save The Rain Clean The Lake

Joanne M. Mahoney
County Executive

FACT SHEET
Syracuse City School District
Dr. Weeks Elementary School

Project:	Dr. Weeks Elementary School
Project Owner:	Syracuse City School District
Project Location:	710 Hawley Ave
Sewershed:	Erie
GI Technology:	Bioretention
Capture Area:	124,000 sq. ft.
Run-off Reduction:	2,177,000 gal/yr
Year Contracted:	2011
Year Completed:	2012
Construction Cost:	$89,000
Prime Contractor:	Fahs Construction

Project Description: The Dr. Weeks Elementary School Project is a green infrastructure project completed in conjunction with the Joint School Construction Board (JSCB) project at the school. The JSCB was planning a wider retrofit of the school building and property, and the Save the Rain program partnered with them to make the renovations green.

The project consisted of two bioretention areas that are designed to capture runoff from nearly all of the impervious area surrounding the site. This includes all of the paved areas in and around the playground and the parking lot adjacent to the school. In total, this project prevents 2,177,000 gallons of stormwater from entering into the combined sewer system annually.

Aerial View of Dr. Weeks Elementary School Prior to Construction

Conceptual Rendering of Green Improvements at Dr. Weeks Elementary School

Construction of Bioretention Basin

Version 7/30/12

Save the Rain

Save The Rain Clean The Lake

Joanne M. Mahoney
County Executive

FACT SHEET
Vacant Lot Project: 109 Hartson Street

Project:	Vacant Lot at 109 Hartson Street
Project Owner:	City of Syracuse
Project Location:	109 Hartson Street
Sewershed:	Harbor Brook
GI Technology:	Bioretention, Urban Forestry
Capture Area:	2,000 sq. ft.
Run-off Reduction:	93,000 gal/yr
Year Contracted:	2012
Construction Cost:	$36,831.29
Bid Date:	7/12/12
Prime Contractor:	Cornerstone Paving

Project Description:
The Vacant Lot Project at 109 Hartson Street involves the installation of an urban forest and rain garden, which will both beautify the lot and provide increased ecological benefits but will also capture stormwater runoff from adjacent Hartson Street. After capturing the runoff, the rain garden will allow the runoff to infiltrate into the ground as it would in a natural environment instead of entering into the sewer system, which stormwater often does in paved, urban environments.

The trees that will be planted at this site include Eastern Redbud, Black Gum, and Wafer Ash. The rain garden features a mix of native shrubs, flowering perennials, and ornamental grasses designed to attract butterflies and provide a mix of color and seasonal interest.

The green infrastructure at 109 Hartson Street is designed to capture up to 1" of rainfall at a given time, reducing annual stormwater runoff by approximately 93,000 gallons.

Photograph of the Conditions Prior to Construction on the 109 Hartson Street Vacant Lot Project

Conceptual Rendering of the Vacant Lot Project at 109 Hartson Street Project

Version 7/27/2012

Save the Rain

Save
The Rain
Clean
The Lake
Joanne M. Mahoney
County Executive

FACT SHEET
Vacant Lot at 701 Oswego St.

Project:	Vacant Lot 701 Oswego St.
Project Owner:	City of Syracuse
Project Location:	701 Oswego St.
Sewershed:	Clinton
GI Technology:	Infiltration Trenches, Urban Garden
Capture Area:	15,000 sq. ft.
Run-off Reduction:	259,000 gal/yr
Year Contracted:	2011
Year Completed:	2012
Construction Cost:	$99,714
Prime Contractor:	Cornerstone Paving

Project Description: The Vacant Lot at 701 Oswego Street project was the first STR Vacant Lot project completed. The Vacant Lot Initiative involves a vision for converting City and County-owned empty lots into useable spaces for public benefit. This conversion can be done while capturing stormwater at the same time.

This project included the installation of two infiltration trenches designed to capture stormwater from Oswego and Shonnard Streets via existing stormwater infrastructure. The existing catch basins along both streets will be used to convey stormwater into the infiltration trenches. Another facet of this project was an urban garden which will consist of peach and apple trees as well as berry bushes.

This green infrastructure project is designed to capture up to 1" of rainfall at a given time, reducing annual stormwater runoff by approximately 259,000 gallons annually.

Photos of the Urban Garden

Construction of Infiltration Trench

Aerial View Prior to Construction

Save The Rain Clean The Lake

Joanne M. Mahoney
County Executive

FACT SHEET
Vacant Lot Project: 224-226 Putnam Street

Project Description:

The Vacant Lot Project at 224-226 Putnam Street includes the installation of seven new trees and a rain garden, which will capture stormwater runoff from Putnam Street and improve the aesthetics and ecological function of the vacant lot. After capturing the runoff, the rain garden will use the process of bioretention allowing the runoff to infiltrate as it would in a natural environment instead of entering into the sewer system, which stormwater often does in paved, urban environments.

A variety of trees will be planted at this site, including White Peach and Allegheny Serviceberry trees. The rain garden features a mix of native shrubs, colorful flowering perennials, and ornamental grasses.

This green infrastructure is designed to capture up to 1" of rainfall at a given time, reducing annual stormwater runoff by approximately 120,000 gallons.

Version 7/30/2012

Project:	Vacant Lot at 224-226 Putnam St.
Project Owner:	City of Syracuse
Project Location:	224-226 Putnam Street
Sewershed:	Harbor Brook
GI Technology:	Bioretention, Urban Forestry
Capture Area:	6,000 sq. ft.
Run-off Reduction:	120,000 gal/yr
Year Contracted:	2012
Construction Cost:	$43,787.31
Bid Date:	07/12/12
Prime Contractor:	Cornerstone Paving

Photograph of the Existing Conditions of the 224-226 Putnam Street Vacant Lot

Conceptual Rendering of the 224-226 Putnam Street Vacant Lot Project

Save the Rain

Save The Rain Clean The Lake
Joanne M. Mahoney
County Executive

Project:	Vacant Lot Project at 1344-50 W. Onondaga Street
Project Owner:	City of Syracuse
Project Location:	Arthur St. and W. Onondaga St.
Sewershed:	Harbor Brook
GI Technology:	Bioretention, Urban Forestry
Capture Area:	8,000 sq. ft.
Run-off Reduction:	120,000 gal/yr
Year Completed:	2012
Construction Cost:	$68576.88
Bid Date:	07/12/12
Primary Contractor:	Cornerstone Paving

FACT SHEET
Vacant Lot Project at 1344-50 W Onondaga St.

Project Description: The Vacant Lot Project at 1344-50 West Onondaga Street involves the installation of an urban forest and rain garden. These features serve to beautify the lot while also capturing stormwater runoff from West Onondaga Street. The project captures approximately 4,000sf of runoff from the impervious roadway and an additional 4,000sf from the vacant lot itself.

After capturing the runoff, the rain garden allows it to infiltrate as it would in a natural environment. A variety of shrubs and flowering perennials will be planted in the rain garden, along with seven new trees planted on the lot including attractive, flowering species such as Eastern Redbud and Flowering Dogwood. As this site is naturally hilly, the new tree plantings and grass groundcover will also serve to prevent erosion and loss of topsoil from the site.

This green infrastructure project is designed to capture up to 1" of rainfall at a given time, reducing annual stormwater runoff by approximately 120,000 gallons.

Photograph of the Existing Condition of the Vacant Lot Project at 1344-50 West Onondaga Street

Conceptual Rendering of the Vacant Lot Project at 1344-50 West Onondaga Street

GREEN IMPROVEMENT FUND

Green Improvement Fund Update

During the month of July the Green Improvement Fund (GIF) received two new applications, bringing the total number of applications submitted to 95.

This month, GIF projects were completed at ARC of Onondaga, located at 401 Lowell Ave., and Brooklyn Pickle, located at 166 West Genesee Street. Overviews of these projects can be found on the GIF project fact sheets included in this report.

Several other GIF projects are currently under construction, and several more are moving toward final design.

Additional opportunities for potential partnerships are currently being developed, and the program continues to review current practices to ensure program efficiency.

Green Improvement Fund Summary

Applications Received	**95**
Projects Completed	21
Contract/Implementation Phase	46
Projects in Award Phase	4
Applications Under Review	12
Inactive/Ineligible	12

Save
The Rain
Clean
The Lake

Joanne M. Mahoney
County Executive

FACT SHEET
Arc of Onondaga

Project:	Arc of Onondaga
Project Owner:	Private
Project Location:	401 Lowell Ave.
Sewershed:	Harbor Brook
GI Technology:	Porous Pavement
Capture Area:	8,000 sq. ft.
Run-off Reduction:	299,400 gal/yr
Year Completed:	2012
GIF Award:	$93,504

Project Description: Arc of Onondaga, a chapter of NYSARC, Inc., is the largest provider of services to people with developmental disabilities in Onondaga County. Arc offers these services at several different facilities located throughout the city.

Recently, Save the Rain partnered with Arc of Onondaga to redevelop a parking lot at their Monarch Vocational Center located at 401 Lowell Ave. The Center provides employment opportunities and training for people with developmental disabilities.

The project featured the construction of an 8,000 square foot porous asphalt parking lot. Additionally, roof liters from the building have been connected to the parking lot to capture run-off from the roof. The project will capture approximately 300,000 gallons of storm water annually.

Parking Lot During Construction

Porous Pavement Application

Parking Lot Project Completed

Save
The Rain
Clean
The Lake
Joanne M. Mahoney
County Executive

FACT SHEET
Brooklyn Pickle

Project:	Brooklyn Pickle
Project Owner:	Private
Project Location:	166 W. Genesee Street
Sewershed:	Harbor Brook
GI Technology:	Rain Garden, Enhanced Landscaping
Capture Area:	5,567 sq. ft.
Run-off Reduction:	104,500 gal/yr
Year Completed:	2012
GIF Award:	$30,675

Project Description: Since 1975 Brooklyn Pickle has been a staple of the Syracuse community offering homemade- style sandwiches and soups. With two locations in the City, Brooklyn Pickle has become a Syracuse favorite for good food made to order.

Recently the shop, located at 1600 West Genesee Street underwent a substantial renovation that included green infrastructure elements funded through the Green Improvement Fund.

The project features enhanced landscaping around the perimeter of the redeveloped facility. The project also features a porous concrete strip on the east-side of the facility that allows runoff to enter the enhanced landscaping features. The landscaping is supported by the construction of a rain garden to capture stormwater runoff from the roof of the facility.

The east side of the building during project construction



Rain Garden on the south side of building

The east side of the building after project completion

METRO WWTP PHOSPHORUS PROJECTS/TMDL/AMBIENT MONITORING PROGRAM UPDATE

Metro WWTP Phosphorus Projects/TMDL/Ambient Monitoring Program Update:

Metro Phosphorus Optimization Project

Phosphorus optimization testing began: conducted bioavailability and PAC testing efforts.

Metro Phosphorus Work Plan Project

Work progressed on final report compliance plan in response to finalized Onondaga Lake Phosphorus TMDL.

Onondaga Lake Water Quality Model

A graphical user interface to guide additional model applications was developed by Anchor QEA, and a training session was conducted for OLP members on August 2, 2012. DVDs were distributed to participants and will be mailed to t hose calling in for the Webex.

Ambient Monitoring Program

WATER QUALITY MONITORING PROGRAM

Tributary Sampling (July 2012)

- Tributary Bacteria sampling events conducted on July 11, 20, and 25.
- Tributary Biweekly sampling event conducted on July 5, 17, and 31.

Tributary Bacteria Compliance Assessment (June 2012)*:

- Bacteria in Compliance with the NYS Ambient Water Quality Standards (AWQS) for: Unknown

  Note: *Compliance could not be assessed at the following sampling sites as 5 samples per month were not collected due to personnel performing Tributary Coliform ID-Phase 2 Study tasks: Bloody Brook at Onondaga Lake Park, Harbor Brook at Bellevue Avenue, Onondaga Creek at Plum Street, Onondaga Creek at Kirkpatrick Street, Trib5A @ State Fair Blvd., Nine Mile Creek at I-695, and Allied East Flume at Manhole 015.

  Note: *Compliance could not be assessed at the following sites as 5 samples per month were not collected at Tributary 5A at State Fair Blvd., Sawmill Creek at Onondaga Lake Recreational Trail, and Harbor Brook at Hiawatha Blvd. due to construction/road closure.

- Bacteria in Non-Compliance for:
  Onondaga Creek at Dorwin Avenue, Ley Creek at Park Street, and Harbor Brook at Velasko Road.

Onondaga Lake Sampling (July 2012)

- Lake weekly sampling events conducted on July 6, 16, 30.
- Lake south deep biweekly sampling events conducted on July 10 and 24.

2012 Data are Provisional

Onondaga Lake - South Deep Upper Waters
Total Phosphorus
2010-2012

NOTE: Upper waters= 0m, 1m, and 3m samples

Avg. Summer UML TP period is June-September.

Note: Last result is from the 07/10/2012 Sampling event. Summer Avg. consists of two (3) results.

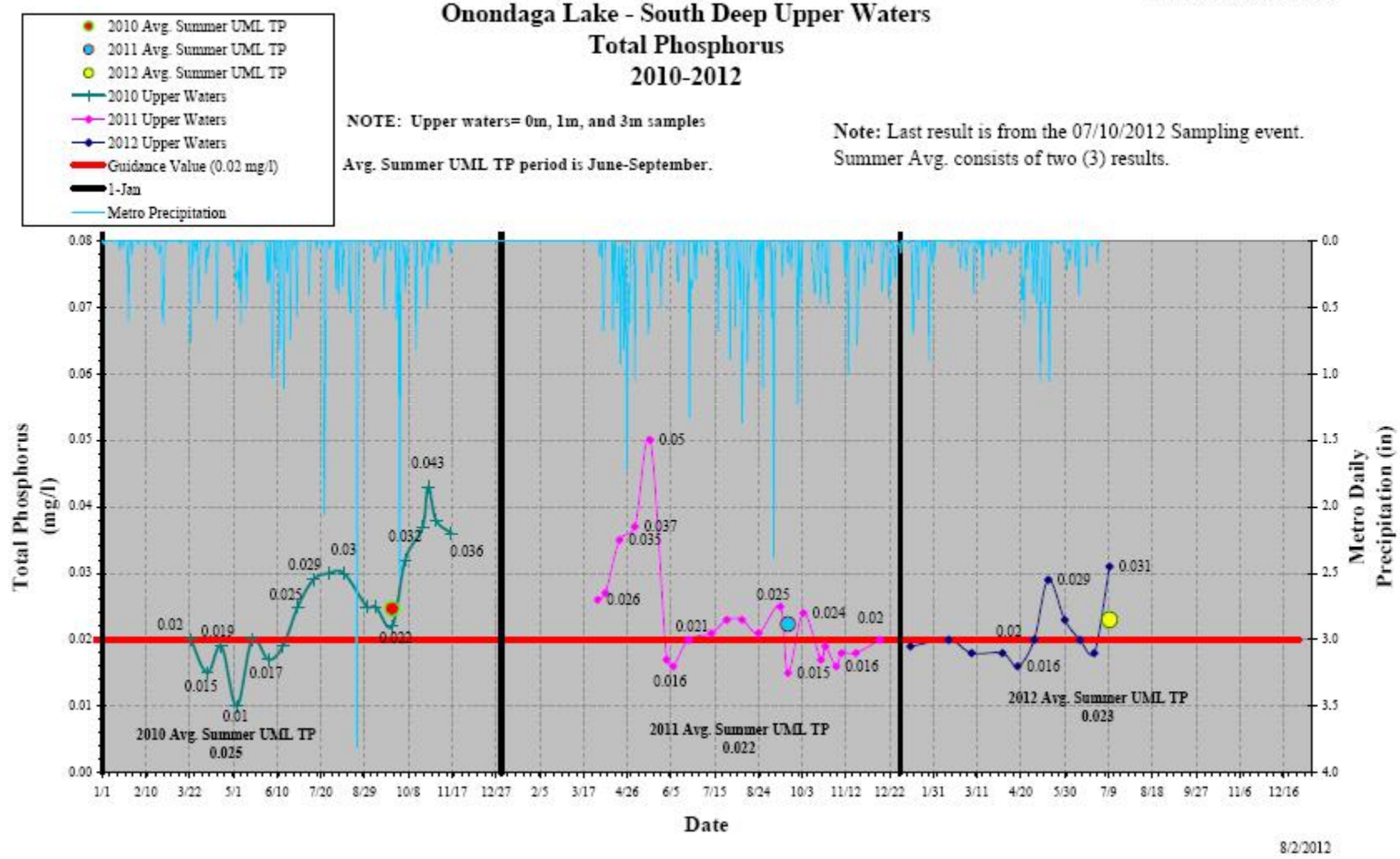

8/2/2012

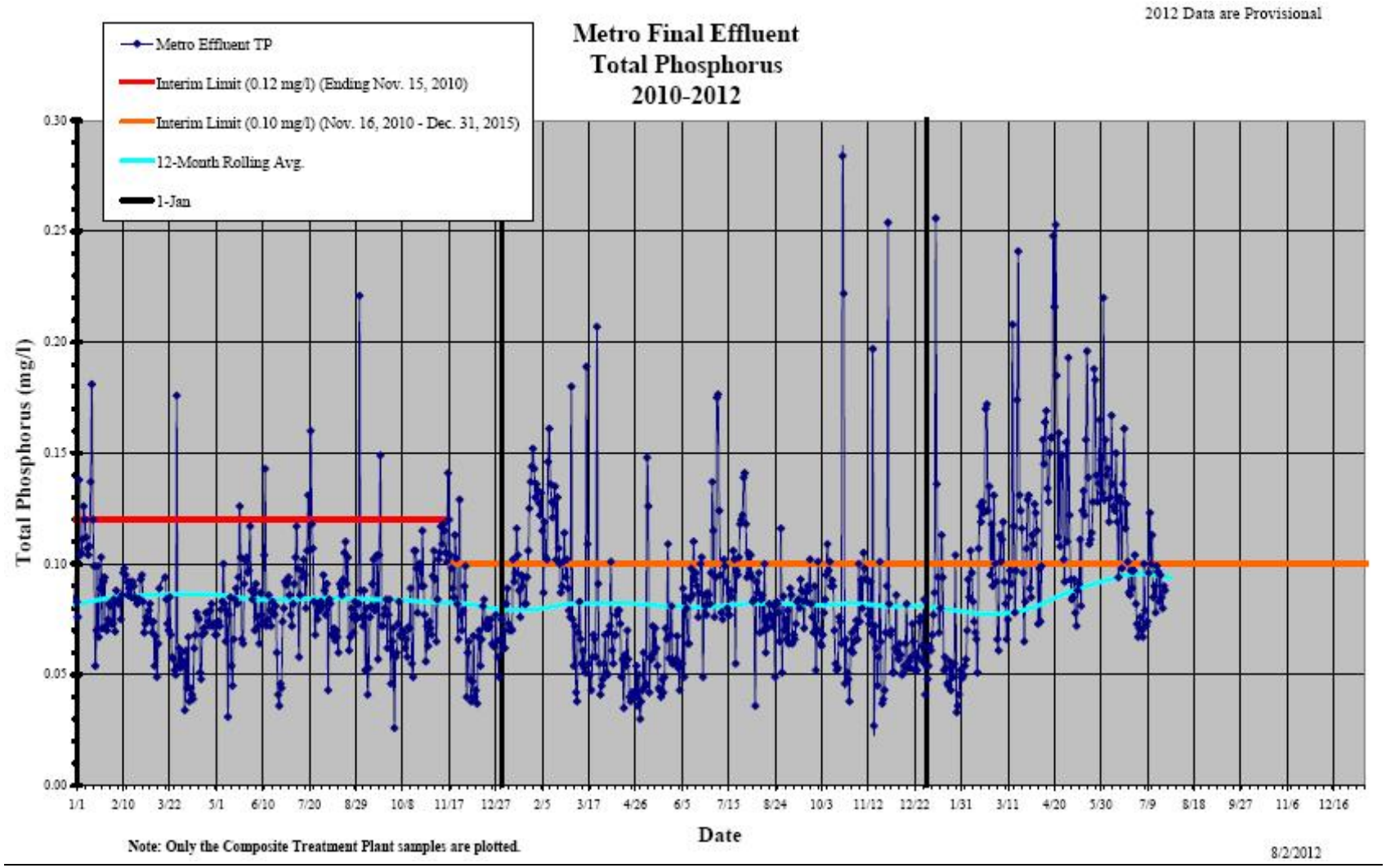
2012 Data are Provisional
Metro Final Effluent
Total Phosphorus
2010-2012
Metro Effluent TP
Interim Limit (0.12 mg/l) (Ending Nov. 15, 2010)
Interim Limit (0.10 mg/l) (Nov. 16, 2010 - Dec. 31, 2015)
12-Month Rolling Avg.
1-Jan
Total Phosphorus (mg/l)
0.30
0.25
0.20
0.15
0.10
0.05
0.00
1/1
2/10
3/22
5/1
6/10
7/20
8/29
10/8
11/17
12/27
2/5
3/17
4/26
6/5
7/15
8/24
10/3
11/12
12/22
1/31
3/11
4/20
5/30
7/9
8/18
9/27
11/6
12/16
Date
Note: Only the Composite Treatment Plant samples are plotted.
8/2/2012

BIOLOGICAL MONITORING PROGRAM

Sampling Summary (July 2012)

- Littoral Larval Seines – The second and final event of the year was completed on July 10, 2012.
- Larval Trawls – The second and final event of the year was completed on July 13, 2012.
- Juvenile Fish Seines – The first of five sampling events was completed on July 19, 2012.
- Juvenile Boat Electrofishing – This is an annual event completed on August 6, 20122, 2012.
- Honeywell/MOST Back Pack Electrofishing Demonstration – On July 12, 2012, WEP staff conducted an electrofishing demonstration on Ninemile Creek for approximately 60 middle school students taking part in Honeywell Summer Science Week, which provides learning opportunities to help inspire a new generation of scientists in Central New York.

Highlights of the July 2012 Biological Sampling Events

Honeywell/MOST Back Pack Electrofishing Demonstration

- In response to the request by Chris Plumley (Coordinator for the MOST/Honeywell Summer Science Week) staff from WEP performed an electrofishing demonstration on Ninemile Creek July 12, 2012. In addition to the backpack electrofishing demonstration other sampling gear used by Onondaga County as part of the AMP biological sampling program was on display and explained how and why its is used. Students were also able to handle and identify fish collected during the electrofishing demonstration. Fish species collected included brown trout, longnose dace, cutlips minnow, bluegill, pumpkinseed, goldfish, and bluntnose minnow.

Students learning how a backpack electrofishing unit works.

ELS technicians demonstrating the use of a backpack electrofisher.

Students examine two brown trout collected during the backpack electrofishing demonstration.

LEGISLATIVE/REGULATORY/ MEDIA UPDATE

Legislative/Regulatory Update

Action Items for the County Legislature in the Month of July

- Authorizing acceptance of grant funds from the United States Environmental Protection Agency and authorizing the execution of grant agreements to implement the intent of this resolution ($388,000).

- Authorizing acceptance of additional grant funds from the New York State Environmental Facilities Corporation Green Innovative Grants Program and authorizing the execution of grant agreement to implement the intent of this resolution ($37,500).

Action Items for the Environmental Protection Committee in the Month of August:

- ACJ Update

- Approving the 2011 Industrial Wastewater Surcharge ($1,443,238.15).

- A resolution authorizing the acceptance of the Westfield Trunk Sewer from the Village of Manlius for and on behalf of the Onondaga County Sanitary District, and authorizing the County Executive to enter into any and all agreements necessary to execute the transfer.

- A resolution authorizing acceptance of grant funds from New York State Environmental Facilities Corporation Green Innovative Grants Program and authorizing execution of grant agreements to implement the intent of this resolution.

Green Infrastructure in Onondaga County

2012 July 16

By Nancy Stoner

Last month, I traveled to Syracuse, New York. Syracuse is located in Onondaga County, which is one of EPA's "model communities" for green infrastructure because of the county's "Save the Rain" campaign, which is a unique partnership between the City of Syracuse, Onondaga County and others to build nearly 100 green infrastructure projects over three years. The goal of these projects is to prevent polluted water from entering Onondaga Lake, which historically suffered from high levels of industrial and stormwater toxins.

With assistance from EPA, NY Department of Environmental Conservation, Environmental Finance Center at Syracuse University, Syracuse Center of Excellence and its partners, and many others, green infrastructure is being used to slow the flow of stormwater, allowing it to make its way back into the ground where it can be filtered as part of the water cycle.

During my visit to Syracuse, I was in awe of efforts to quickly introduce widespread green infrastructure. What makes Syracuse and Onondaga County unique is the sheer number of projects that they are simultaneously undertaking. I saw construction everywhere as workers were laying greener sidewalks, planting trees and repaving roads with porous asphalt.

Onondaga County is also taking green infrastructure to the top of local buildings. The roof of the War Memorial Arena now houses rain-capturing cisterns that supply the water for the arena's minor league hockey rink. I learned that treated rain freezes harder than tap water, so the hockey team prefers to skate on the more durable, rainwater-harvested ice. Also, the roof of the County's convention center is now green. The building's 66,000 square-foot roof is covered in plants – making it one of the largest green roofs in the northeast. These two projects alone will prevent over one million gallons of polluted water from entering Onondaga Lake each year.

Efforts to improve water quality go well beyond the city's infrastructure and infiltrate the community. To complete many of their green infrastructure projects, officials support neighborhood businesses by hiring local contractors and manufacturers. Projects also span into the suburbs where households can receive free rain barrels and water-harvesting training. Officials are also working to connect students with their surroundings. Through the Onondaga Earth Corps, students participate in environmental service projects that teach them about their relationship with the environment. This program prepares local youth to become the next generation of innovative thinkers who develop the latest technologies and trends in green infrastructure.

About the author: Nancy Stoner is the Acting Assistant Administrator for the EPA's Office of Water

Editor's Note: The opinions expressed in Greenversations are those of the author. They do not reflect EPA policy, endorsement, or action, and EPA does not verify the accuracy or science of the contents of the blog.

Tags: human health, Pollutants/Toxics, polluted water, Save the Rain, Save the Rain campaign, storm waters, Water

from → High School, Human health, Students and teachers, Wastes, Water, What you can do, Working

Water: Water Headlines

July 24, 2012

1) EPA Provides $950,000 to Help 17 Communities Use Green Infrastructure to Improve Water Quality
2) Blog Spotlight: Wade In and Cast Your Vote for the 2012 Winners of the Rachel Carson Sense of Water Contest
3) Blog Spotlight: Green Infrastructure in New York's Onondaga County
4) Success Spotlight: Muddy Creek, Virginia

1) EPA Provides $950,000 to Help 17 Communities Use Green Infrastructure to Improve Water Quality
EPA is providing $950,000 to help 17 communities expand the use of green infrastructure to improve water quality and benefit communities. The EPA funding is intended to increase incorporation of green infrastructure into stormwater management programs and will support work such as review of local development and stormwater policies, cost benefit assessments, and the development of design guidance. EPA is awarding the technical assistance across 16 states to communities ranging in type, size, and climate zone. Some communities-like Beaufort, South Carolina and Neosho, Missouri-are small towns in urban growth areas interested in preserving their high quality waters. Others, such as Camden, New Jersey and Pittsburgh, Pennsylvania, are large cities interested in adding green infrastructure into their redevelopment projects to restore degraded urban waters and help revitalize their communities. Click here for more information.

2) Blog Spotlight: Wade In and Cast Your Vote for the 2012 Winners of the Rachel Carson Sense of Water Contest
Kathy Sykes, a senior advisor at EPA's Office of Research and Development, blogged about her experience with the Rachel Carson Sense of Water Contest this year in recognition of the 40th Anniversary of the Clean Water Act. In the blog, Ms. Sykes calls for members of the public to cast ballots to help select winners of the contest. Click here to read the blog.

3) Blog Spotlight: Green Infrastructure in New York's Onondaga County
Nancy Stoner, acting Assistant Administrator for EPA's Office of Water, blogged about one of EPA's "model communities" in Onondaga County, NY for green infrastructure which she recently visited. In the blog, Ms Stoner cites examples, such as green rooftops and rainwater harvesting, that help to slow down pollution to Onondaga Lake. Click here to read the blog.

4) Success Spotlight: Muddy Creek, Virginia
EPA's Clean Water Act Section 319 Program provides funding for restoration of nonpoint source-impaired water bodies. This week's success spotlight shines on Muddy Creek, Virginia, which is in an agricultural watershed in Rockingham County, approximately 15 miles northwest of Harrisonburg, Virginia. Nutrients from agriculture and failing septic systems increased levels of nitrate-nitrogen in Virginia's Muddy Creek, exceeding the state's water quality standard. As a result, the Virginia Department of Environmental Quality added an approximately two-mile segment of the creek to the state's list of impaired waters in 1998. Project partners worked with landowners to implement numerous residential and agricultural best management practices, including installing livestock exclusion fencing, planting buffers, as well as some soil conservation practices, which over time brought nitrogen levels in the creek into compliance with the water quality standards. As a result, the state removed this segment of Muddy Creek from its list of impaired waters for nitrate-nitrogen in 2010. Click here for more information on this story.

Last updated on Tuesday, July 24, 2012

Jul 2012

	S	M	T	W	T	F	S
W26	1	2	3	4	5	6	7
W27	8	9	10	11	12	13	14
W28	15	16	17	18	19	20	21
W29	22	23	24	25	26	27	28
W30	29	30	31	1	2	3	4

View a new month

Today is:
Mon, Jul 23, 2012

Subscribe & download
Filter events

Saturday, July 28, 2012

9:00am to 12:00pm

Save the Rain: Rain Garden Workshop

(Other)

Learn how to design, create and care for a rain garden.
Get advice on the variety of plants that work well in rain gardens and how to combine them to provide visual interest throughout the growing season.

More information...

Location:	Westcott Community Center
Price:	free
Sponsoring department/organization:	Save the Rain
Contact:	Amy Samuels asamuels@oei2.org 443-1757

copy this event into your personal desktop calendar

For assistance, contact SU News Services
Copyright 2010, Syracuse University, Syracuse NY 13244

Save the Rain team speaks to “Project Engage” at Water Street Gateway

WRITTEN BY STAFF THURSDAY, 26 JULY 2012 00:00

Eighth grade girls from the northeast attending the Syracuse University Project Engage camp, a STEM summer camp for girls, got a real life view of green infrastructure when they visited the Water Street Gateway in downtown Syracuse, last Wednesday.

The visit was part of their weeklong program focused on Sustainability and Alternate Energy.

The girls met with representatives from the “Save the Rain” program who explained the project’s attributes and the importance of creating green infrastructure in the city.

The project includes the installation of several green infrastructure elements that will capture stormwater and enhance the urban landscape. The project incorporates enhanced street tree plantings, the installation of porous pavers in parking lanes, the use of infiltration trenches and stormwater planters, and additional landscaping features throughout the footprint of the 300 block of E. Water Street.

The green infrastructure installed in this project will reduce stormwater runoff by 924,000 gallons per year.

Save the Rain Workshops

RAIN GARDEN WORKSHOP

Saturday, July 28 • 9 AM- 12 PM
Westcott Community Center • 826 Euclid Avenue

- Learn how to design, create and care for a rain garden.
- Get advice on the variety of plants that work well in rain gardens and how to combine them to provide visual interest throughout the growing season.

RAIN BARREL WORKSHOPS

Saturday, July 28
City Hall Commons

Friday, August 3 • 5:30 PM
601 Tully Street

- Learn how you can use a rain barrel to help "Save the Rain" and keep our water clean.
- Use what you catch for your flower garden or clean-up projects around your yard!
- Residents of the city of Syracuse are eligible to receive a free rain barrel.

For more information, contact Khris Dodson at kdodson@syracusecoe.org or call 443-8818.

The Post-Standard

syracuse.com

Sustainability: By the numbers; More sewer lines in Clay?

Published: Tuesday, July 31, 2012, 3:00 AM

By **The Post-Standard Editorial Board**

Since 1950, single-family residential parcels in Onondaga County have tripled in size while the average household has decreased by 30 percent.

In 2010, 81 percent of Onondaga County residents drove alone to work; 8.5 percent carpooled; 1.9 percent used public transportation; 5.5 percent walked or biked. Vehicle miles traveled grew 12 percent between 2000 and 2007.

Yearly carbon emissions for the Syracuse area are much higher than in most metro areas — 2.682 metric tons per capita, compared with 2.235 metric tons.

Onondaga County has 3,500 miles of roadway and 492 bridges.

There are 26,000 acres of state, county and local parks in the county, as well as 2,400 acres preserved by local land trusts.

There are 193,000 acres in county agricultural districts.

The county's "Save the Rain" program has launched more than 50 projects, distributed 600 rain barrels and aims to plant 8,500 trees in the city of Syracuse.

Source: Onondaga County Sustainable Development Plan (draft), on the web at future.ongov.net.

More sewer lines in Clay?

The Onondaga County Industrial Development Agency plans to ask the county Legislature for $5.8 million to build a sewer line to the Clay Business Park — at this point a 335-acre field off Caughdenoy Road — so that it can be "shovel ready" for industrial clients.

Does the county's new sustainable development plan, which would put the brakes on expanding sewer lines, conflict with the Clay Business Park proposal?

No, says County Executive Joanie Mahoney. The park is wholly within the existing county sewer district, so it's not a question of expansion. "What we're concerned about is development migrating beyond the district," she said. "This park can generate a lot of jobs without expanding the residential circle in the future."

Mahoney said she would "absolutely" prefer such industrial development in an urban environment such as Syracuse. She said she would be "thrilled" if the Legislature reduced the size of the sewer district, commensurate with the added sewer lines for the Clay Business Park.

But her bottom line is that no, the project does not inherently conflict with the sustainability plan.

FINANCIAL UPDATE

Financial Update

Contracts

New Contracts

Green Improvement Fund (GIF)

- Contract with Grace Episcopal Church for reimbursement of green improvements in the Clinton Sewershed.

  Contract Amount: $99,400 Executed: 7/17/12

Green Improvement Fund (GIF)

- Contract with Housing Visions Unlimited for reimbursement of green improvements in the Clinton sewershed.

  Contract Amount: $194,650 . Executed: 7/24/12

Green Improvement Fund (GIF)

- Contract with Mister Lady Bug, LLC for reimbursement of green improvements in the Clinton sewershed.

  Contract Amount: $46,700 Executed: 7/12/12

Green Improvement Fund (GIF)

- Contract with Gemmi Boy, LLC for reimbursement of green improvements in the Clinton sewershed.

  Contract Amount: $47,537 Executed: 7/12/12

Green Improvement Fund (GIF)

- Contract with Onondaga Commons, LLC (Lean-On-Me Daycare) for reimbursement of green improvements in the Clinton sewershed.

  Contract Amount $199,500 Executed: 7/12/12

Green Improvement Fund (GIF)

- Contract with Onondaga Commons, LLC (County Health Clinic) for reimbursement of green improvements in the Clinton sewershed.

  Contract Amount $77,800 Executed: 7/12/12

Green Improvement Fund (GIF)

- Contract with Onondaga Commons, LLC (Rural Metro) for reimbursement of green improvements in the Clinton sewershed.

  Contract Amount $198,949 Executed: 7/12/12

Green Improvement Fund (GIF)

- Contract with Near West Side Initiative, Inc. for reimbursement of green improvements in the Clinton sewershed.

  Contract Amount: $34,500 Executed: 7/24/12

Green Infrastructure Program – City Lot 4/N. State/Green Street

- Contract with Paul Vitale, Inc. for installation of stormwater collection system in the City of Syracuse.

  Contract Amount: $587,000 Executed: 7/12/12

Urban Forestry Grant

- Contract with Synapse Sustainability Trust for tree planting on brownfield sites in the City of Syracuse.

  Contract Amount: $44,575 Executed: 7/12/12

Amendments to Existing Contracts

Green Infrastructure Program – Parking Lot Maintenance

- Contract with Onondaga Environmental Institure amended for continuing maintenance in City-owned parking lots for 2012.

  Contract Amendment Amount: $19,400 Executed: 7/12/12

Change Orders

Midland Ave. CSO 044

- Contract with Joseph J. Lane Construction Corp. for miscellaneous work including additional dewatering.

  Contract Change Order Amount: $1,000,000 Executed: 7/12/12

Green Infrastructure Program – Downtown Streetscapes/Water Street

- Contract with Davis Wallbridge amended to include additional milling, paving, and road base repairs.

  Contract Change Order Amount: $34,685.66 Executed: 7/24/12

Funding

Grants

State Bond Act Funds

- Reimbursements requested in July:
  Clinton for $1,203,428.04 on 7/27/12

- Reimbursements received in July:
  Clinton for $1,371,869.96 on 7/3/12
  Clinton for $3,743,879.45 on 7/16/12
  Clinton for $2,987,648.68 on 7/23/12

Total payments received to date in State Bond Act funds: $42,543,559.

Federal EPA Funds

- Reimbursements requested in July: None

- Reimbursements received in July:
  Midland for $223,586.35 on 7/16/12
  Harbor Brook for $1,553,581.06 on 7/16/12

Federal Army Corps of Engineers Funds

- Reimbursements received in July:
  CSO 022/045 for $552,773.16 on 7/27/12

- Reimbursements requested in July:
  CSO-022/045 for $552,773.16 on 7/2/12

EFC Loans

- Reimbursements received in July:
  Midland LT for $6,954,197.10 on 7/13/12

- Reimbursements requested in July:
  Midland LT for $6,954,197.10 on 7/13/12

- Long Term EFC loan requested in July:
  Midland LT loan for $11,395,177.

Total reimbursement monies received to date through EFC loans for the funded ACJ projects: $188,403,461 (short term) and $53,278,098 (long term).

Onondaga County Lake Improvement Project

4th Stipulation of the ACJ

Clinton/Lower MIS CSO Improvements

Summary of Current and County Authorizations

Project **/Task**/Line Item	Total Project Costs		
	Total Proposed Budget	Expended To Date	Authorization Remaining
Clinton Street CSO Facility Planning (Original)			
Engineering Services (EEA)	$ 751,266	$ 751,266	$ (0)
Original Facility Plan Subtotal	**$ 751,266**	**$ 751,266**	**$ (0)**
Clinton Street CSO Conveyances Project			
Contract No. 1 - Phase 1 Conveyances (Delaney)	$ 14,478,053	$ 14,478,053	$ (0)
Contract No. 2 - Phase 2A Conveyances (Delaney)	$ 4,074,455	$ 4,074,455	$ (0)
Construction Testing (CME)	$ 5,095	$ 37,570	$ (32,475)
Engineering/Construction Services (CDM/C&S)	$ 2,738,000	$ 2,746,814	$ (8,814)
Conveyances Subtotal	**$ 21,295,603**	**$ 21,336,892**	**$ (41,289)**
Clinton Storage Project (1)			
Construction Estimate (with contingency)	$ 58,000,000	$ 20,763,896	$ 37,236,104
Engineering Services (EEA and others)	$ 8,500,000	$ 7,960,622	$ 539,378
Construction Management and Administration	$ 3,600,000		$ 3,600,000
Project Escalation to Midpoint of Construction	$ 3,500,000		$ 3,500,000
CSO Storage Subtotal	**$ 73,600,000**	**$ 28,724,518**	**$ 44,875,482**
Facility Plan for CSOs 027 & 029			
Construction Estimate	$ 3,100,000		$ 3,100,000
Engineering Services (Ch2MHill)	$ 88,944	$ 91,186	$ (2,242)
Engineering Services (TBD)	$ 770,000	$ 1,005	$ 771,005
County Administration and Other Costs	$ -		$ -
Facility Plan Subtotal	**$ 3,958,944**	**$ 92,190**	**$ 3,868,763**
Clinton/Lower MIS Green Implementation Program			
Construction Contracts incl. GIF Public/Private	$ 38,508,611	$ 9,122,939	$ 29,385,672
Ch2MHill Program Management & Engineering	$ 15,900,000	$ 7,376,950	$ 8,523,050
Green Subtotal	**$ 54,408,611**	**$ 16,499,890**	**$ 37,908,721**
Program Management			
Project Management (CDM/C&S)	$ 1,811,903	$ 2,067,448	$ (255,545)
Project Management for Facility Plan (CDM/C&S) (2)	$ -		$ -
Program Management Subtotal	**$ 1,811,903**	**$ 2,067,448**	**$ (255,545)**
Miscellaneous County Costs			
Land Acquisition	$ 4,132,400	$ 2,077,350	$ 2,055,050
IMA	$ 4,861,000	$ 3,897,544	$ 963,456
Legal	$ 64,564	$ 50,608	$ 13,957
Consulting (John Clare & Mezey)	$ 226,334	$ 226,334	$ 0
Debt	$ 175,832	$ 184,885	$ (9,053)
Other	$ 117,644	$ 177,977	$ (60,333)
Miscellaneous Subtotal	**$ 9,577,774**	**$ 6,614,697**	**$ 2,963,077**
Total	**$ 165,404,101**	**$ 76,086,901**	**$ 89,319,210**
Authorized Master Budget 165,500,000			

Notes:

(1) Includes engineering costs from original Clinton RTF Project

(2) CDM/C&S Project Management costs are included in the total facility plan costs

Onondaga County Lake Improvement Project

4th Stipulation of the ACJ

Harbor Brook Drainage Basin CSO Abatement

Summary of Current and Proposed Costs, and County Authorizations

	Total Project Costs		
Project **/Task/**Line Item	Total Proposed Budget	Expended to Date	Authorization Remaining
Harbor Brook CSO Abatement Project			
Original Engineering Expenses	**$ 5,500,000**	**$ 5,500,000**	**$ -**
HBIS Replacement and CSO Abatement Project			
Construction Contract No. 1 (1) (JJ Lane)	$ 18,289,918	$ 20,916,918	$ (2,627,000)
Other Miscellaneous Work	$ 2,482,920	$ -	$ 2,482,920
Engineering/Construction Sevices (CDM/C&S)	$ 2,012,615	$ 2,459,551	$ (446,936)
County Administration and Other Costs	$ 114,547	$ 132,938	$ (18,391)
HBIS Replacement and CSO Abatement Project Total	**$ 22,900,000**	**$ 23,509,406**	**$ (609,406)**
Lower Harbor Brook Storage & Conveyance			
Construction Estimate (with contingency)	$ 34,502,000	$ 4,785,305	$ 29,716,695
Engineering Services (EEA)	$ 4,200,000	$ 2,057,472	$ 2,142,528
Engineering Services (CDM/C&S)	$ 3,390,000	$ 245,212	$ 3,144,788
Project Escalation to Midpoint of Construction	$ 2,280,000	$ 1,309,233	$ 970,767
Lower Harbor Brook Storage & Conv Total	**$ 44,372,000**	**$ 8,397,222**	**$ 35,974,778**
Harbor Brook CSOs FCF Program			
Construction Estimate	$ 12,000,000		$ 12,000,000
Engineering Services (Arcadis)	$ 1,878,731	$ 79,831	$ 1,798,900
County Administration and Other Costs	$ 800,000		$ 800,000
Project Escalation to Midpoint of Construction	$ 400,000		$ 400,000
FCF Program Total	**$ 15,078,731**	**$ 79,831**	**$ 14,998,900**
Other Harbor Brook Green			
Construction Contracts incl. GIF Public/Private & Rain Barrels	$ 9,300,000	$ 1,750,257	$ 7,549,743
Ch2MHill Engineering & Program Management	$ 3,650,000	$ 2,232,129	$ 1,417,871
Harbor Brook Green Project Total	**$ 12,950,000**	**$ 3,982,387**	**$ 8,967,613**
Program Management			
Project Management (CDM/C&S)	$ 499,269	$ 642,057	$ (142,788)
Project Management for FCF Plan Implem (CDM/C&S)	$ -		
Program Management Total	**$ 499,269**	**$ 642,057**	**$ (142,788)**
Harbor Brook Mitigation	**$ 3,500,000**	**$ 3,265,000**	**$ 235,000**
Total Costs for Harbor Brook CSO Area under 4th Stip	**$ 104,800,000**	**$ 45,375,903**	**$ 59,424,097**

Onondaga County Lake Improvement Project

4th Stipulation of the ACJ

Midland CSO Abatement

Summary of Current and Proposed Costs, and County Authorizations

	Total Project Costs		
Project **/Task**/Line Item	Total Proposed Budget	Expended to Date	Authorization Remaining
Midland Ave. RTF & Conveyances			
Midland Phase 1 Conveyances - Construction	$ 1,836,434	$ 1,836,434	$ (0)
Midland Phase 2 RTF & Conveyances - Construction	$ 53,372,390	$ 53,372,689	$ (299)
Midland Demolition Contracts - Construction	$ 748,483	$ 748,483	$ 0
Other Construction	$ 124,579	$ 124,579	$ (0)
Phase 1 and 2 Engineering (Parsons & EEA)	$ 14,717,163	$ 12,503,353	$ 2,213,810
CME Construction Testing	$ 213,745	$ 192,593	$ 21,152
RTF Modifications (Construction, Eng, CM, Admin)	$ 3,000,000		$ 3,000,000
Facility Plan Total	**$ 74,012,794**	**$ 68,778,132**	**$ 5,234,662**
			$ 5,234,662
CSO 044 Conveyances Project			
Contract No. 6. - JJ Lane	$ 7,701,898	$ 8,189,177	$ (487,279)
Construction Contingency 5%	$ 770,190	$ -	$ 770,190
Engineering Services (EEA)	$ 664,921	$ 662,824	$ 2,097
Construction Management Sevices (CDM/C&S) see below			$ -
Conveyances Project Total	**$ 9,137,009**	**$ 8,852,001**	**$ 285,008**
			$ 285,008
FCF Facility Plan			
Construction Estimate	$ 5,000,000	$ -	$ 5,000,000
Engineering Services (Arcadis and others)	$ 623,954	$ 16,459	$ 607,495
Construction Management and Administration	$ 210,000		$ 210,000
Project Escalation to Midpoint of Construction	$ -		
Clinton Storage Project Total	**$ 5,833,954**	**$ 16,459**	**$ 5,817,495**
			$ 5,817,495
Facility Plan for Midland CSOs			
Construction Estimate	$ 14,900,000	$ -	$ 14,900,000
Engineering Services (Ch2MHill)	$ 118,384	$ 121,368	$ (2,984)
Engineering Services, County Admin, ect (TBD)	$ 3,720,000	$ -	$ 3,720,000
Facility Plan Total	**$ 18,738,384**	**$ 121,368**	**$ 18,617,016**
			$ 18,617,016
Midland Green Implementation Program			
Construction Contracts incl. GIF Public/Private	$ 7,500,000	$ 765,875	$ 6,734,125
Ch2MHill Program Management & Engineering	$ 3,202,341	$ 1,193,736	$ 2,008,605
Clinton Green Program Total	**$ 10,702,341**	**$ 1,959,611**	**$ 8,742,730**
			$ 8,742,730
Program Management			
Project Management (CDM/C&S) includes CSO 044	$ 6,530,602	$ 6,237,747	$ 292,855
Project Management for Facility Plan (CDM/C&S) [1]		$ -	
Program Management Total	**$ 6,530,602**	**$ 6,237,747**	**$ 292,855**
			$ 292,855
Miscellaneous County Costs			
Land Acquisition	$ 1,806,946	$ 1,809,802	$ (2,856)
IMA			
Legal	$ 182,323	$181,975	$ 348
Consulting (John Clare & Mezey)	$ 208,317	$ 194,317	$ 14,000
Debt	$ 635,031	$ 597,119	$ 37,912
Other	$ 509,615	$ 518,016	$ (8,401)
Miscellaneous Costs Total	**$ 3,342,232**	**$ 3,301,229**	**$ 41,003**
Total Cost for Midland project under 4th stipulation	**$ 128,297,316**	**$ 89,266,547**	**$ 39,030,769**
Authorized Master Budget $128,300,000			

Onondaga County Lake Improvement Project

4th Stipulation of the ACJ

Sewer Separation of CSO Areas 022/038/040/045/046A/046B/047/048/050/051/053/054

Summary of Current and Proposed Costs, and County Authorizations

	Total Project Costs		
Project **/Task/Line Item**	Total Proposed Budget	Expended to Date	Authorization Remaining
Sewer Separation Construction Contracts			
CSO 024 (Falter)	$698,864	$698,864	$0
CSO 053/054 (Falter)	$2,000,817	$2,000,817	$0
CSO 038//40/046A/046B (Falter)	$3,598,931	$3,524,487	$74,444
CSO 047/048 (Falter)	$1,654,022	$1,654,022	$0
CSO 050 (Lane)	$4,362,188	$4,362,188	$0
CSO 051 (Lane)	$5,037,280	$5,037,280	$0
CSO 022/045 (estimated Project Costs)	$6,750,000	$1,908,335	$4,841,665
Construction Total	**$24,102,102**	**$19,185,994**	**$4,916,108**
Service Contracts (Engineering /Consulting /Program Management)			
ACE	$484,286	$484,286	$0
CDM/C&S	$1,446,468	$1,332,171	$114,297
CME	$109,492	$49,704	$59,788
Department of the Army	$153,504	$153,504	$0
Spectra	$437,996	$437,996	$0
Engineering/Management Total	**$2,631,746**	**$2,457,661**	**$174,086**
Miscellaneous County Costs			
City of Syracuse	$135,084	$135,084	$0
Consulting (John Clare & Mezey)	$101,425	$101,425	$0
Debt	$116,269	$106,269	$10,000
Legal	$14,235	$14,235	$0
Other	$13,540	$4,093	$9,447
Miscellaneous Costs Total	**$380,553**	**$361,105**	**$19,448**
Total	**$27,114,401**	**$22,004,760**	**$5,109,641**
Authorized by Legislature $27,684,286			

Onondaga County Lake Improvement Project
Save The Rain Education and Outreach Grant
Summary of Current and Additional Costs, and County Appropriations
July 2012

Funding Sources			Appropriations
Program Funding			
09,10,11 Appropriations			$ 875,000
2011 Suburban Green Infrastructure			$ 200,000
2012 Appropriation			$ 400,000
2011 Trolley Lot Parking Mitigation Appropriation*			$ 125,000
Total Appropriation			$ 1,600,000
Funding Uses			
Retz Advertising + Design	**Contract Amount**	**Expended to Date**	**Difference + (-)**
2010/2011 Marketing Services	$ 411,789	$ 411,789	$ -
2012 Marketing Services	$ 218,211	$ 157,447	*$ 60,764*
Marketing Services Subtotal	$ 630,000	$ 569,236	*$ 60,764*
Environmental Finance Center Education and Outreach	**Contract Amount**	**Expended to Date**	**Difference + (-)**
2011 Education and Outreach	**$ 346,677**	**$ 346,677**	**$ (0)**
Environmental Finance Center	*$ 48,475*	*$ 13,161*	*$ 35,314*
SUNY ESF	*$ 25,027*		*$ 25,027*
Onondaga Environmental Institute	*$ 120,500*	*$ 31,133*	*$ 89,367*
Onondaga Earth Corps	*$ 23,503*		*$ 23,503*
Baltimore Woods Nature Center	*$ 35,190*		*$ 35,190*
ASLF	*$ 2,937*		*$ 2,937*
Non Labor Expenses (EFC)			
Printing	*$ 20,461*	*$ 1,710*	*$ 18,750*
Postage	*$ 5,922*	*$ 112*	*$ 5,810*
Travel	*$ 196*		*$ 196*
Facilities	*$ 6,665*		*$ 6,665*
Program Related Supplies	*$ 7,282*	*$ 1,749*	*$ 5,533*
Indirect/Overhead	*$ 51,062*	*$ 4,388*	*$ 46,673*
2012 Education and Outreach	$ 347,219	$ 52,253	$ 294,966
Education & Outreach Subtotal	$ 693,896	$ 398,930	$ 294,966
Miscelaneous Ed/Outreach Expenses	**Contract Amount**	**Expended to Date**	**Difference + (-)**
2010/2011 Miscellaneous Exp.	$ 105,764	$ 105,764	$ -
2012 Miscellaneous Exp.	$ 121,590		$ 121,590
Purchase Card		$ 324	
CME		$ 280	
Travel		$ 1,909	
Plan & Print		$ 792	
2010/2011 media	$ 28,750	$ 28,750	$ -
2012 Media	$ 20,000	$ 1,500	$ 18,500
Miscellaneous Subtotal	$ 276,104	$ 139,319	$ 136,785
STR Education and Outreach Totals	**Contract Amount**	**Expended to Date**	**Difference + (-)**
	$ 1,600,000	**$ 1,107,486**	**$ 492,514**
Remaining Balance			**$ 492,514**

*Trolley lot parking mitigation money is from the Clinton CSO Storage Facility Budget and is funding education and outreach specific to that project.

APPENDIX

July 2012

FINANCIAL TRACKING SUMMARY:					
FEDERAL & STATE GRANTS/LOANS APPLIED FOR, NOT YET APPROVED					
	ORIGINAL	EFC	EFC		NYS
PROJECT NAME	BUDGET	SHORT TERM	LONG TERM	E.P.A.	FUNDING
METRO - CURRENT					
AERATION SYSTEM UPGRADE	$8,500,000				
AMMONIA REMOVAL DEMO	$2,000,000				
BIOSOLIDS - MECHANICAL THICKENERS					
DIGESTER MOD/CHEMICAL STORAGE	$5,600,000				
DIGITAL SYSTEM IMPROVEMENTS	$2,900,000				
MISCELLANEOUS IMPROVEMENTS	$1,400,000				
ODOR CONTROL	$7,700,000				
AMMONIA REMOVAL FULL SCALE/ STAGE II PHOSPHORUS REMOVAL	$190,000,000				
PHOSPHORUS REMOVAL PILOT	$5,000,000				
CSO - CURRENT					
CLINTON ST CONVEYANCE & RTF	$31,245,000				
ERIE BLVD SEW SEP STORAGE	$3,000,000				
FRANKLIN ST FCF	$3,200,000				
HARBOR BROOK FCF	$250,000				
HARBOR BROOK CSO ABATEMENT	$5,444,000				
HIAWATHA INTERCEPTOR/RTF	$8,000,000				
KIRKPATRICK ST PUMP STATION	$5,642,000				
MALTBIE ST FCF	$250,000				
MIDLAND AVE CONVEYANCE	$3,000,000				
MIDLAND AVE PHASE II & RTF	$45,000,000				
MIDLAND AVE PHASE III	$27,000,000				
MIDLAND AVE MITIGATION COSTS					
NEWELL ST FCF	$1,310,000				
ONONDAGA CREEK FCF	$3,000,000				
SEWER SEPARATION	$7,704,000				
SIPHON REHABILITATION	$1,230,000				
TEALL BROOK FCF	$175,000				
WEST ST SEWER SEPARATION	$1,000,000				
OTHER					
AMBIENT WATER MONITORING	$8,000,000				
OXYGENATION DEMO	$2,400,000				
SEQR REGULATORY	$50,000				
TOTAL DOLLARS	***$380,000,000**	$0	$0	$0	$0
***Original budget figures were based on 1997 dollars**					

July 2012

	FINANCIAL TRACKING SUMMARY: FEDERAL & STATE GRANTS/LOANS APPROVED & RECEIVED										
		NYS	NYS	FED EPA	FED EPA	SHORT-TERM	SHORT-TERM	LONG-TERM	LONG-TERM	ACE	ACE
	PROJECT	GRANT	GRANT	GRANT	GRANT	EFC LOAN	EFC LOAN	EFC LOAN	EFC LOAN	GRANT	GRANT
PROJECT NAME	BUDGET	APPROVED	RECEIVED	APPROVED	RECEIVED	APPROVED	RECEIVED	APPROVED	RECEIVED	APPROVED	RECEIVED
METRO - CURRENT											
AERATION SYSTEM UPGRADE	$8,500,000	$5,834,381	$5,834,381			$7,365,000	$6,868,954	$1,049,185	$14,613		
AMMONIA REMOVAL DEMO	$2,000,000	$1,145,109	$1,145,109			Full-Scale	$202,078				
BIOSOLIDS-MECHANICAL THICKENERS (c)								$14,676,422	$14,711,148		
DIGESTER MOD/CHEMICAL STORAGE	$5,600,000	$4,319,819	$4,319,819			$4,938,419	$4,938,419	$775,509	$154,126		
DIGITAL SYSTEM IMPROVEMENTS	$2,900,000	$1,563,317	$1,563,317			$1,849,000	$1,849,000	$285,682	$3,833		
MISCELLANEOUS IMPROVEMENTS	$1,400,000										
ODOR CONTROL	$7,700,000							$7,413,199	$7,389,197		
AMMONIA REMOVAL FULL SCALE/ STAGE II PHOSPHORUS REMOVAL	$190,000,000	$47,331,203	$47,331,203	$54,705,015	$54,705,015	$108,000,000	$105,860,930	$17,200,000	$989,323		
PHOSPHORUS REMOVAL PILOT	$5,000,000					Full Scale	$1,936,991				
CSO - CURRENT											
CLINTON ST CONVEYANCE & RTF	$31,245,000	$54,120,000	$33,763,559			$37,788,890	$9,334,263	$15,603,494	$3,731,790		
ERIE BLVD SEW SEP STORAGE	$3,000,000	$1,700,000	$1,700,000			$2,301,876	$2,094,314	$923,162	$216,543		
FRANKLIN ST FCF	$3,200,000	$3,828,053	$3,828,053			$4,726,762	$4,589,759	$1,179,012	$296,823		
HARBOR BROOK FCF	$250,000	$384,200	$384,200					$343,500	$348,596		
HARBOR BROOK CSO ABATEMENT	$5,444,000	$3,880,000	$3,880,000	$14,003,569	$1,923,454	$53,689,500	$20,000,000				
HIAWATHA INTERCEPTOR/RTF (a)	$8,000,000							$2,710,169	$37,749	$3,406,000	$3,406,000
KIRKPATRICK ST PUMP STATION	$5,642,000	$7,502,302	$7,502,302			$12,000,000	$10,940,632	$4,246,376	$828,115		
MALTBIE ST FCF	$250,000	$211,097	$211,097			$212,000	$188,106				
MIDLAND AVE CONVEYANCE	$3,000,000	$26,055,238	$26,055,238	$34,900,616	$32,339,171						
MIDLAND AVE PHASE II & RTF	$45,000,000					$15,000,000	$15,000,000	$36,550,745	$17,785,646		
MIDLAND AVE PHASE III	$27,000,000					$10,000,000					
MIDLAND AVE MITIGATION COSTS											
NEWELL ST FCF (b)	$1,310,000	$367,737	$367,737								
ONONDAGA CREEK FCF	$3,000,000	$442,154	$442,154								
SEWER SEPARATION (a)	$7,704,000							$7,231,454	$6,756,274	$14,050,177	$12,119,473
SIPHON REHABILITATION	$1,230,000	$870,768	$870,768			$1,435,500	$1,024,433	$140,623	$1,958		
TEALL BROOK FCF	$175,000	$1,045,162	$1,045,162			$1,236,594	$1,094,139	$188,809	$5,743		
WEST ST SEWER SEPARATION	$1,000,000	$2,299,460	$2,299,460			$3,059,716	$2,481,443	$395,540	$6,621		
OTHER											
AMBIENT WATER MONITORING	$8,000,000										
OXYGENATION DEMO	$2,400,000										
SEQR REGULATORY	$50,000										
TOTAL DOLLARS	***$380,000,000**	$162,900,000	$142,543,559	$103,609,200	$88,967,640	$263,603,257	$188,403,461	$110,912,881	$53,278,098	$17,456,177	$15,525,473

***Original budget figures were based on 1997 dollars**

NYS includes awards beyond original pledge (i.e. civic strip)

(a) NOTE: PROJECT IS US ARMY CORPS OF ENGINEERS PROJECT

(b) NOTE: PROJECT RECEIVED $40,500 COST SHARE GRANT FROM (NYSERDA)

(c)NOTE: PROJECT RECEIVED $87,500 COST SHARE GRANT FROM (NYSERDA)

Lake Improvement Project Status Report For The Period Ending 7/31/2012

	Project Title	ACJ START DATE	ACJ FINISH DATE	COUNTY FINISH DATE	ORIGINAL BUDGET(2)	AUTHORIZED BUDGET	ENGINEER
	METRO - Current						
1	AERATION SYSTEM UPGRADE		7/1/2002	01/03/00	$ 8,500,000	$ 6,925,115	EEA
2	AMMON. REMOVAL DEMONSTRATION	11/1/1998	3/1/2000	12/31/99	$ 2,000,000	$ 1,350,000	EEA
3	BIOSOLIDS - MECHANICAL THICKENERS					$ 15,100,000	
4	DIGESTER MOD/CHEMICAL STORAGE		7/1/2002	10/31/00	$ 5,600,000	$ 5,092,545	C&S
5	DIGITAL SYSTEMS IMPROVEMENTS		7/1/2002	06/31/01	$ 2,900,000	$ 3,520,317	Systems Integrated
6	MISCEL. IMPROVEMENTS		7/1/2002	01/31/99	$ 1,400,000	$ 1,400,000	
7	ODOR CONTROL		7/1/2002	12/20/00	$ 7,700,000	$ 8,393,855	OBG
8	AMMONIA REMOVAL FULL SCALE/	10/1/2001	11/1/2003	11/01/03	$ 125,000,000	$ 129,386,187	EEA
	STAGE II PHOSPHORUS REMOVAL	10/1/2003	4/1/2005		$ 65,000,000		
9	PHOSPHORUS REMOVAL - PILOT	4/1/2006	4/1/2007	12/31/00	$ 5,000,000	$ 4,300,000	EEA
	CSO - Current						
10	CLINTON ST. CONVEYANCE/	5/1/2003	5/1/2007	10/28/06	$ 15,987,190	$ 165,500,042	EEA
	CLINTON ST. RTF	5/1/2007	1/1/2012	12/28/10	$ 15,258,090		
11	ERIE BLVD STORAGE SYSTEM		7/1/2002	04/13/02	$ 3,000,000	$ 2,684,523	Barton & Loguidice
12	FRANKLIN ST. FCF	4/26/1999	5/1/2000	05/01/00	$ 3,200,000	$ 5,216,618	EEA
13	HARBOR BROOK FCF		7/1/2002	07/01/02	$ 250,000	$ 889,109	EEA
14	HARBOR BROOK CSO ABATEMENT		7/1/2002		$ 5,443,980	$ 104,800,000	Moffa & Assoc.
15	HIAWATHA INTERCEPTOR/RTF		7/1/2002	12/31/00	$ 8,000,000	$ 6,047,183	EEA/Parsons
16	KIRKPATRICK ST. PUMP STATION		7/1/2002	10/29/02	$ 5,641,860	$ 12,558,335	EEA
17	MALTBIE STREET FCF	8/31/1998	7/1/2002	04/26/99	$ 250,000	$ 362,028	EEA
18	MIDLAND AVE RTF & CSO ABATEMENT	5/1/1999	5/1/2004	12/06/00	$ 75,000,000	$ 145,368,853	EEA
19	MIDLAND AVE MITIGATION COSTS					$ 3,000,000	
20	NEWELL STREET RTF		7/1/2002	07/01/01	$ 1,310,000	$ 473,132	Moffa & Assoc.
21	ONONDAGA CREEK FCF		7/1/2002	07/01/02	$ 3,000,000	$ 648,342	Parsons
22	SEWER SEPARATION		1/1/2012	01/01/12	$ 7,703,880	$ 27,684,286	OBG
23	SIPHON REHABILITATION		7/1/2002	06/11/99	$ 1,230,000	$ 1,026,391	C&S
24	TEALL BROOK FCF		7/1/2002	12/01/01	$ 175,000	$ 1,235,346	EEA
25	WEST ST SEWER SEPARATION	5/1/1999		01/14/00	$ 1,000,000	$ 2,720,572	CHA
26	ERIE BLVD CSO ABATEMENT						New Project
	OTHER						
27	AMBIENT WATER MONITORING		7/1/2002		$ 8,000,000		
28	OXYGENATION DEMO PROJECT	5/1/1999	4/1/2003	02/25/04	$ 2,400,000	$ 10,087	
29	SEQRA REGULATORY COMPLIANCE (1)				$ 50,000	$ 50,000	Parsons
	TOTAL DOLLARS (2)			*	$ 380,000,000	$ 655,742,866	
	***Original budget figures were based on 1997 dollars**						

(1) SEQR costs are reflected in the individual projects under total payments to date

(2) Original budget figures were based on 1997 dollars

Lake Improvement Project Status Report For The Period Ending 7/31/2012

	SOFT COST CONTRACTS	CONSTRUCTION CONTRACT AMOUNTS		TOTAL PAYMENTS TO DATE	FORECASTED COSTS	TOTAL ESTIMATED COST	OVER/UNDER BUDGET	% COMPLETED EXPENDITURES
1	$ 352,747	$ 6,473,110		$ 6,925,115		$ 6,925,115	$ (1,574,885)	100.00%
2	$ 1,346,856			$ 1,347,187		$ 1,347,187	$ (652,813)	100.00%
3	$ 1,266,345	$ 13,111,105		$ 14,774,684	$ 5,500	$ 14,780,184	$ 14,780,184	99.96%
4	$ 748,386	$ 4,357,480		$ 5,092,545		$ 5,092,545	$ (507,455)	100.00%
5	$ 451,713	$ 2,974,514		$ 3,520,317		$ 3,520,317	$ 620,317	100.00%
6				$ 1,400,000		$ 1,400,000	$ -	100.00%
7	$ 999,299	$ 6,956,868		$ 8,393,855		$ 8,393,855	$ 693,855	100.00%
8	$ 21,289,868	$ 106,962,810		$ 128,688,040		$ 128,688,040	$ (61,311,960)	100.00%
9	$ 4,055,734			$ 4,111,714	$ 2,109	$ 4,113,823	$ (886,178)	99.95%
10	$ 33,483,110	$ 102,359,469		$ 76,086,901	$ 89,413,141	$ 165,500,042	$ 134,254,762	45.97%
11	$ 901,556	$ 1,734,929		$ 2,684,523		$ 2,684,523	$ (315,477)	100.00%
12	$ 973,543	$ 3,920,238		$ 4,948,516	$ 2,018,689	$ 6,967,205	$ 3,767,205	71.03%
13	$ 436,363	$ 373,370		$ 889,109		$ 889,109	$ 639,109	100.00%
14	$ 16,723,303	$ 57,095,248		$ 45,375,902	$ 59,424,098	$ 104,800,000	$ 99,356,020	43.30%
15	$ 540,945	$ 5,535,152		$ 6,047,183	$ 3,406,000	$ 9,453,183	$ 1,453,183	63.97%
16	$ 2,520,394	$ 9,882,154		$ 12,558,335		$ 12,558,335	$ 6,916,475	100.00%
17	$ 109,483	$ 152,418		$ 362,028		$ 362,028	$ 112,028	100.00%
18	$ 24,192,722	$ 66,352,381		$ 89,266,548	$ 39,033,452	$ 128,300,000	$ 53,300,000	69.58%
19				$ 3,000,000	$ -	$ 3,000,000	$ 3,000,000	100.00%
20	$ 472,572			$ 473,132		$ 473,132	$ (836,868)	100.00%
21	$ 503,551			$ 648,342		$ 648,342	$ (2,351,658)	100.00%
22	$ 1,953,173	$ 22,881,164		$ 22,004,760	$ 3,622,658	$ 25,627,417	$ 17,923,537	85.86%
23		$ 1,021,823		$ 1,026,391		$ 1,026,391	$ (203,609)	100.00%
24	$ 320,039	$ 903,566		$ 1,235,346		$ 1,235,346	$ 1,060,346	100.00%
25	$ 403,332	$ 2,311,126		$ 2,720,572		$ 2,720,572	$ 1,720,572	100.00%
26						$ -		
27				$ 15,849,937	$ -	$ -		
28	$ 10,087			$ 10,087		$ 10,087	$ (2,389,913)	100.00%
29								
	$ 114,055,120	$ 415,358,926		$ 459,441,067	$ 196,925,647	$ 640,516,778	$ 268,566,778	

July 2012

	Project Title	TOTAL PAYMENTS TO DATE 7-31-12	TOTAL PAYMENTS TO DATE 6-30-12	Change
	METRO - Current			
1	AERATION SYSTEM UPGRADE	$ 6,925,115	$ 6,925,115	$ -
2	AMMON. REMOVAL DEMONSTRATION	$ 1,347,187	$ 1,347,187	$ -
3	BIOSOLIDS - MECHANICAL THICKENERS	$ 14,774,684	$ 14,774,684	$ -
4	DIGESTER MOD/CHEMICAL STORAGE	$ 5,092,545	$ 5,092,545	$ -
5	DIGITAL SYSTEMS IMPROVEMENTS	$ 3,520,317	$ 3,520,317	$ -
6	MISCEL. IMPROVEMENTS	$ 1,400,000	$ 1,400,000	$ -
7	ODOR CONTROL	$ 8,393,855	$ 8,393,855	$ -
8	AMMONIA REMOVAL FULL SCALE/	$ 128,688,040	$ 128,688,040	$ -
	STAGE II PHOSPHORUS REMOVAL	$ -	$ -	
9	PHOSPHORUS REMOVAL - PILOT	$ 4,111,714	$ 4,111,714	$ -
	CSO - Current			$ -
10	CLINTON ST. CONVEYANCE/	$ 76,086,901	$ 73,449,532	$ 2,637,369
	CLINTON ST. RTF	$ -		$ -
11	ERIE BLVD STORAGE SYSTEM	$ 2,684,523	$ 2,684,523	$ -
12	FRANKLIN ST. FCF	$ 4,948,516	$ 4,948,516	$ -
13	HARBOR BROOK FCF	$ 889,109	$ 889,109	$ -
14	HARBOR BROOK CSO ABATEMENT	$ 45,375,902	$ 43,904,598	$ 1,471,304
15	HIAWATHA INTERCEPTOR/RTF	$ 6,047,183	$ 6,047,183	$ -
16	KIRKPATRICK ST. PUMP STATION	$ 12,558,335	$ 12,558,335	$ -
17	MALTBIE STREET FCF	$ 362,028	$ 362,028	$ -
18	MIDLAND AVE RTF & CSO ABATEMENT	$ 89,266,548	$ 88,124,939	$ 1,141,609
19	MIDLAND AVE MITIGATION COSTS	$ 3,000,000	$ 3,000,000	$ -
20	NEWELL STREET RTF	$ 473,132	$ 473,132	$ -
21	ONONDAGA CREEK FCF	$ 648,342	$ 648,342	$ -
22	SEWER SEPARATION	$ 22,004,760	$ 21,609,995	$ 394,765
23	SIPHON REHABILITATION	$ 1,026,391	$ 1,026,391	$ -
24	TEALL BROOK FCF	$ 1,235,346	$ 1,235,346	$ -
25	WEST ST SEWER SEPARATION	$ 2,720,572	$ 2,720,572	$ -
26	ERIE BLVD CSO ABATEMENT	$ -	$ -	$ -
	OTHER			
27	AMBIENT WATER MONITORING	$ 15,849,937	$ 15,849,937	$ -
28	OXYGENATION DEMO PROJECT	$ 10,087	$ 10,087	$ -
29	SEQRA REGULATORY COMPLIANCE	$ -	$ -	$ -
				$ -
	TOTAL DOLLARS	$ 459,441,067	$ 453,796,021	$ 5,645,046

Chronology
of
Project Construction Starts

	Status	Location
Pre-ACJ Signing (1/20/98)		
• General Improvements	Complete	Metro
• Odor Control and Residuals Handling	Complete	Metro
1998		
• Digital Systems Upgrade	Complete	Metro
• Ammonia Removal Demonstration	Complete	Metro
• Aeration System Upgrade	Complete	Metro
• Hiawatha RTF - ACOE	Complete	Regional Market
• Newell St. RTF Demo/Improvements	Complete	W.Newell/Vale St.
• Maltbie St. FCF	Complete	Maltbie/Plum St.
• Siphon Rehab	Complete	Various
1999		
• Digester Modifications/Chemical Storage	Complete	Metro
• Franklin St. FCF	Complete	I-690/Franklin
• West Street Sewer Separation	Complete	W. Genesee, Plum, Tracy, N. West St.
• Ammonia Trackdown	Complete	Metro
2000		
• Midland Ave. Conveyance Phase I	Complete	Tallman/Oxford St.
• Phosphorus Removal – Phase I Pilot	Complete	Metro
2001		
• Erie Blvd. Storage System Upgrade	Complete	Franklin to Teall
• Full Scale Ammonia Removal/ Stage II Phosphorus Removal	Complete	Metro
• Kirkpatrick St. Pump Station & Force Main	Complete	Kirkpatrick St.
• Onondaga Creek FCF	Complete	Inner Harbor
• Teall Brook FCF	Complete	Teall Ave.
• Water Street Sewer Separation (CSO 024)	Complete	Water Street
2002		
• Harbor Brook FCF	Complete	W.Hiaw./I-690
• Brighton Ave Sewer Separation (CSO 053/054)	Complete	Brighton/Bishop Ave

Project	Status	Location
2004		
• Tallman/Onondaga Sewer Separation (CSO 038, 040, 046A &046B)	Complete	Tallman/Onondaga
• Midland Phase II RTF/Conveyances	Complete	Blaine/Oxford St.
2005		
• Phosphorus Removal – Phase II Pilot	Complete	Metro
• Biosolids Handling Improvements	Complete	Metro
2006		
• Sewer Separation – CSO 047 & 048	Complete	South Ave/ Bissell St.
2007		
• Sewer Separation – CSO 050	Complete	Parkway/Rockland
• Clinton Phase I Conveyances	Complete	
2008		
• Clinton Phase IIA Conveyances	Complete	
2009		
• Sewer Separation – CSO 051	Complete	Colvin St.
2010		
• Harbor Brook Interceptor Sewer	Authorized/Underway	Velasko/Fayette
2011		
• Midland CSO 044	Authorized/Underway	W. Castle/South Ave
• Clinton Storage Facility	Authorized/Underway	Armory Square
• Lower Harbor Brook (Conveyance & Storage)	Authorized/Underway	Hiawatha/State Fair Blvd.
• Save the Rain Green Projects	Authorized/Underway	Various
• CSO 022 Sewer Separation Project	Authorized/Underway	West Genesee/Franklin
• CSO 045 Sewer Separation Project	Authorized/Underway	South Avenue
2012		
• Save the Rain Green Projects	Authorized/Underway	Various

CONTRACTORS for
CONSTRUCTION PROJECTS
Metro Treatment Plant

AERATION SYSTEM UPGRADE	
Bongiovanni Construction (General)	$5,626,956.41
Ridley Electric (Electrical)	$ 846,154.00
DIGITAL SYSTEM UPGRADE	
Systems Integrated	$2,974,514.27
ODOR CONTROL CONTRACT # 1	
Falconet, Inc. (General)	$4,872,660.53
Scriba Electric (Electrical)	$ 315,580.30
Burns Bros. (Heating/Ventilation)	$ 82,459.00
Burns Bros. (Plumbing)	$ 50,168.00
ODOR CONTROL CONTRACT # 2	
Murnane Construction	$1,636,000.00
PHASE III IMPROVEMENTS CONTRACT 1 – DIGESTER & LAGOON IMPROVEMENTS	
Maxim Construction	$ 645,730.74
PHASE III IMPROVEMENTS CONTRACT 2 – CHEMICAL STORAGE & FEED FACILITIES	
C.O.Falter Construction Corp. (General)	$2,527,300.08
Barry & Barry Electrical Co. (Electrical)	$ 193,665.22
Burns Bros. (HVAC)	$ 224,232.51
Edward Joy Company (Plumbing)	$ 38,669.35
PHASE III IMPROVEMENTS CONTRACT 3 – DIGESTER & LAGOON CLEANING	
Waste Stream Environmental Inc.	$ 727,881.80
FULL SCALE AMMONIA/PHOSPHORUS REMOVAL - FIELD OFFICE	
James & Son Construction	$ 28,388.00
Resun Leasing, Inc.	$ 112,224.00
Ridley Electric Co.	$ 32,295.00
Burns Brothers	$ 18,440.00
FULL SCALE AMMONIA/PHOSPHORUS REMOVAL	
U.S. Filter – Kruger Products, Inc.	$ 8,261,182.00
U.S. Filter – Kruger Products, Inc.	$ 3,918,080.00

CONTRACTORS for CONSTRUCTION PROJECTS

Metro Treatment Plant

FULL SCALE AMMONIA/PHOSPHORUS REMOVAL

SITE PREPARATION - CONTRACT 2

C.O. Falter Construction Corp. (General)	$22,243,604.98
Ridley Electric (Electrical)	$ 255,627.00
C.O. Falter Construction Corp. (Pile Testing)	$ 431,008.00
Moretrench Environmental	$ 4,602,086.57

PILE INSTALLATION – CONTRACT 3

M.A. Bongiovanni Construction	$ 9,045,731.95

GENERAL - CONTRACT 4

The Pike Company (General)	$46,860,263.46
Ridley Electric Co. (Electrical)	$ 6,927,238.00
Edward Joy Company (HVAC)	$ 3,009,057.61
Burns Brothers (Plumbing/Fire Protection)	$ 1,217,583.74

BIOSOLIDS HANDLING IMPROVEMENTS

C.O. Falter Construction Corp. (General)	$10,929,016.19
Ridley Electric (Electrical)	$1,476,223.00
Airside Technology (HVAC)	$ 532,187.00
Burns Bros. (Plumbing)	$ 173,679.09

CSOs

CLINTON CONVEYANCES PHASE I & 2A

The Delaney Group, Inc.	$14,478,053.39
The Delaney Group, Inc.	$ 4,074,455.32

CLINTON CSO ABATEMENT

Ruston Paving (Farmers' Market Lot)	$ 188,046.14
Davis Wallbridge (Pearl St/Lot 3)	$ 635,873.93
Davis Wallbridge (Townsend St.)	$ 476,625.39
J&B (Pirro Conv. Center)	$1,038,000.00
C.O. Falter (War Memorial)	$ 692,298.87
Ridley (War Memorial)	$ 436,060.22
Economy Paving (On Center)	$1,044,969.49
J & B (Erie Canal Museum)	$ 73,480.00
Jett Industries (Clinton Storage)	$70,640,000.00
Joy Process Mechanical (Cistern War Memorial)	$ 82,615.00
C&S Technical (Cistern War Memorial)	$ 205,304.56

CONTRACTORS for CONSTRUCTION PROJECTS

CSOs (cont)

Walbridge (Streetscape/Water St)	$1,156,018.84
Ruston Paving (Sunnycrest Parking Lot)	$ 410,372.00
Acts II Construction (Skiddy Park)	$ 546,259.46
D.E. Tarolli (Otisco Street)	$1,573,552.49
Orchard Earth & Pipe (Syr School Dist Park Lot)	$ 403,500.00
Slate Hill Construction (E. Water St)	$ 147,952.84
Davis Wallbridge (Onon Cty Pub Library)	$ 316,000.00
Acts II (Seymour Academy)	$ 367,000.00
Jeffrey DeRoberts (GIF)	$ 99,311.00
King & King Architects (GIF)	$ 100,000.00
Jefferson Clinton Commons (GIF)	$ 100,000.00
ESF Foundation, Abby Lane Housing (GIF)	$ 78,000.00
Hotel Skyler (GIF)	$ 100,000.00
Near West Side Initiatives, Inc. (GIF)	$ 22,730.69
Near West Side Initiatives, Inc. (GIF)	$ 78,000.00
Tash Taskale (GIF)	$ 89,211.00
St. Lucy's Church (GIF)	$ 125,000.00
Putnam Properties (GIF)	$ 75,757.00
Centro (GIF)	$ 65,390.00
500 W. Onondaga St. Inc. (GIF)	$ 52,740.00
CNY Jazz Arts Foundation (GIF)	$ 52,188.00
Jim & Juli Boeheim Foundation (GIF)	$ 163,203.51
Home Headquarters, Inc. (GIF)	$ 36,045.00
Galleries of Syr, 147 E. Onondaga St (GIF)	$ 100,000.00
Syracuse Housing (GIF)	$ 120,290.00
Kopp Billing Agency (GIF)	$ 25,300.00
American Beech (GIF)	$ 53,050.00
Park Central Presbyterian Church (GIF)	$ 61,050.00
CNY Philanthropy (GIF)	$ 62,700.00
Loon Creek (GIF)	$ 137,350.00
McMahan/Ryan Child Advocacy (GIF)	$ 178,050.00
St. Lucy's Church (GIF)	$ 17,700.00
St. Lucy's Church (GIF)	$ 51,900.00
500 W. Onondaga St. Inc. (GIF)	$ 34,347.00
Our Lady of Pompei (GIF)	$ 142,031.00
Onondaga Commons LLC (GIF)	$ 124,200.00
Onondaga Commons LLC (GIF)	$ 199,500.00
Onondaga Commons LLC (GIF)	$ 198,949.00
Gemmi Boy (GIF)	$ 47,537.00
Mr. Lady Bug (GIF)	$ 46,700.00
Grace Episcopal Church (GIF)	$ 99,400.00

CONTRACTORS for CONSTRUCTION PROJECTS

CSOs (cont)

ERIE BOULEVARD STORAGE SYSTEM	
M. Hubbard Construction	$1,556,752.00
Ridley Electric (Electrical)	$ 154,059.00
Burns Bros. (Mechanical)	$ 174,350.00
Scriba Electric (Electrical)	$ 144,640.61
Burns Bros. (Plumbing)	$ 33,217.97
HARBOR BROOK CSO ABATEMENT	
Joseph J. Lane Construction (Interceptor Sewer Replacement)	$22,525,985.00
Bette Cring (Elephant Barn greening)	$ 207,701.00
John Dudley Construction (Geddes St)	$ 231,807.24
J & B Installations (Hazard Library/Erie Canal Museum)	$ 67,275.00
Economy Paving (Rosamond Gifford Zoo)	$ 616,410.00
J.J. Lane (Lower HB)	$4,147,888.00
A.J. Montclair (HB CSO Storage)	$ 260,000.00
C.O. Falter (HB CSO Storage)	$25,039,101.00
Davis Wallbridge (Onon Cty Pub Library)	$ 376,000.00
Vibrant Spaces, LLC (GIF)	$ 153,618.00
NYSARC, Inc. (GIF)	$ 95,053.00
Consuela's Westside Taqueria (GIF)	$ 47,552.00
PEACE (GIF)	$ 28,700.00
Vibrant Spaces, LLC (GIF)	$ 199,781.00
HARBOR BROOK FCF	
C.O. Falter Construction Corp. (General)	$ 373,370.21
KIRKPATRICK ST. PUMP STATION & FORCE MAIN	
C.O. Falter Construction Corp.	$ 4,398,009.12
C.O. Falter Construction Corp.	$ 4,425,766.31
Patricia Electric	$ 761,184.63
King & King Mechanical	$ 245,569.51
G.J. Adams Plumbing	$ 51,624.16
MALTBIE STREET FCF	
Over & Under Piping	$ 152,418.00
MIDLAND AVENUE CONVEYANCES	
Marcellus Construction (General)	$1,836,434.47
MIDLAND AVENUE PHASE II CONVEYANCES & RTF	
Empire Dismantlement Corp. (Demolition)	$ 457,681.50
Murnane Building Contractors, Inc. (General)	$47,929,392.75

CONTRACTORS for CONSTRUCTION PROJECTS

CSOs (cont)

Ridley Electric Company (Electrical)	$ 2,904,771.00
Edward Joy Company (HVAC)	$ 2,053,808.50
Edward Joy Company (Plumbing)	$ 484,717.17

MIDLAND AVENUE PHASE III CONVEYANCES

Titan Wrecking & Environmental, LLC (Demolition)	$ 290,801.39
JJ Lane	$ 9,941,711.09
Acts II (Hugh's Magnet School Parking Lot)	$ 313,983.09
Davis Wallbridge (Onon Cty Pub Library)	$ 112,000.00
Jubilee Homes of Syracuse (GIF)	$ 100,000.00
Dunbar Association, Inc. (GIF)	$ 99,840.00
Syracuse Model Neighborhood (GIF)	$ 250,000.00
Alexander Property West (GIF)	$ 81,000.00
Viraj, NY, LLC (GIF)	$ 95,650.00
People's AME Zion Church (GIF)	$ 54,700.00
People's Community Dev. Corp (GIF)	$ 80,825.00
Matawon Development Group (GIF)	$ 24,214.00
Salina Shoe Salon (GIF)	$ 85,000.00
People's AME Zion Church (GIF)	$ 80,677.00
Viraj NY (GIF)	$ 48,437.00
SUNY Env. Science & Forestry (GIF)	$ 100,000.00

SEWER SEPARATION – CSO 022/045

Joy Process Mechanical (plumbing)	$ 1,031,235.00
Joseph J. Lane Construction	$ 4,581,888.00

SEWER SEPARATION – CSO 024

C.O. Falter Construction Corp.	$ 698,863.74

SEWER SEPARATION – CSO 053/054

C.O. Falter Construction Corp.	$ 2,000,817.40

SEWER SEPARATION – CSO 038, 040, 046A&B

C.O. Falter Construction Corp.	$ 3,524,487.29

SEWER SEPARATION – CSO 047 & 048

C.O. Falter Construction Corp.	$ 1,654,022.34

SEWER SEPARATION – CSO 050

Joseph J. Lane Construction	$ 4,360,527.06

CONTRACTORS for CONSTRUCTION PROJECTS

CSOs (cont)

SEWER SEPARATION – CSO 051	
Joseph J. Lane Construction	$ 5,029,323.00
SIPHON REHABILITATION	
Insituform Metropolitan	$1,021,822.99
TEALL BROOK FCF	
C.O. Falter Construction Corp. (General)	$ 877,095.43
Scriba Electric (Electrical)	$ 26,470.20
WEST STREET AREA SEWER SEPARATION	
Maxim Construction (General)	$2,311,125.85

WEP ACRONYMS

ACJ	Amended Consent Judgment
AMP	Ambient Monitoring Program
AMSA	Association of Metropolitan Sewerage Agencies
AWQS	Ambient Water Quality Standards
ARRA	American Recovery and Reinvestment Act
ASLF	Atlantic States Legal Foundation
BAF	Biological Aerated Filter (Biostyr)
BMP	Best Management Practice
BPJ	Best Professional Judgment
CAA	Clean Air Act
CALM	Consolidated Assessment and Listing Methodology
CAMP	Community Air Monitoring Plan
CIP	Capital Improvement Plan
CMOM	Capacity, Management, Operation, and Maintenance
CSLAP	Citizens Statewide Lake Assessment Program
CSO	Combined Sewer Overflow
CWA	Clean Water Act
DMR	Discharge Monitoring Report
DO	Dissolved Oxygen
EBM	Ecosystem-Based Management
ECM	Energy Conservation Measures
EECBG	Energy Efficiency and Conservation Block Grant
ELAP	Environmental Laboratory Approval Program
EMS	Environmental Management System
ERM	Environmental Resource Mapper
FCF	Floatable Control Facility
GIF	Green Improvement Fund
HRFS	High Rate Flocculation Settling
I & I	Inflow & Infiltration
IW	Industrial Wastewater
km	Kilometers
km^2	Square Kilometers

LA	Load Allocations
LF	Linear Feet
LAN	Local Area Network
m	Meters
MCP	Municipal Compliance Plan
Metro	Metropolitan Syracuse Wastewater Treatment Plant
MGD	Million Gallons Per Day
mg/L	Milligrams Per Liter
MIS	Main Interceptor Sewer
MS4s	Municipal Separate Storm Sewer Systems
mt	Metric Tons
NACWA	National Association of Clean Water Agencies
NBP	National Biosolids Partnership
NELAC	National Environmental Laboratory Accreditation Conference
NYSDEC	New York State Department of Environmental Conservation
NYSDOH	New York State Department of Health
NYSEFC	New York State Environmental Facilities Corp.
NYWEA	New York Water Environmental Association
OLP	Onondaga Lake Partnership
OLWQM	Onondaga Lake Water Quality Model
OU	Odor Unit
P2	Prevention Program
P2CO	Prevention Program County Operations
PdM	Predictive Maintenance
PIDs	Photo-ionization Detectors
PFRP	Process to Further Reduce Pathogens
PLA	Project Labor Agreement
POTW	Publicly Owned Treatment Works
RTF	Regional Treatment Facility
PWL	Priority Waterbodies List
SCA	Sediment Consolidation Area
SCADA	Supervisory Control and Data Acquisition
SEPS	Secondary Effluent Pump Station
SEQR	State Environmental Quality Review

SGIP	Suburban Green Infrastructure Program
SHB	Solids Handling Building
SMPs	Storm Water Management Practices
SOP	Standard Operating Procedure
SPDES	State Pollutant Discharge Elimination System
SRP	Soluble Reactive Phosphorus
SSES	Sanitary Sewer Evaluation Study
SSI	Sewage Sludge Incinerator
SSV	Site-Specific Variance
SUNY-ESF	State University of New York College of Science and Forestry
SWMM	Storm Water Management Modeling
SWMP	Storm Water Management Plan
SWPPP	Storm Water Pollution Prevention Plan
TDP	Total Dissolved Phosphorus
TMDL	Total Maximum Daily Load
TP	Total Phosphorus
TSI	Trophic State Index
UAA	Use Attainability Analysis
UFI	Upstate Freshwater Institute
ug/l	Micrograms per liter
USEPA	United States Environmental Protection Agency
USFWS	United States Fish and Wildlife Service
USGS	United States Geological Survey
UST	Underground Storage Tank
VOC	Volatile Organic Compounds
WAN	Wide Area Network
WLA	Waste Load Allocations
WEF	Water Environment Federation
WEP	Water Environment Protection
WSE	Waste Stream Environmental